

Annual Report 2019



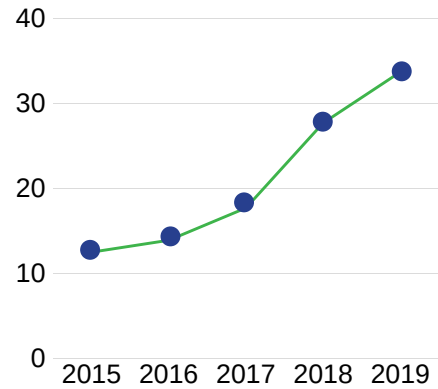
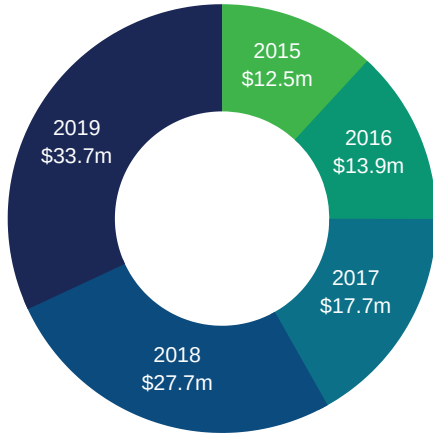
www.fijicare.com.fj

Contents

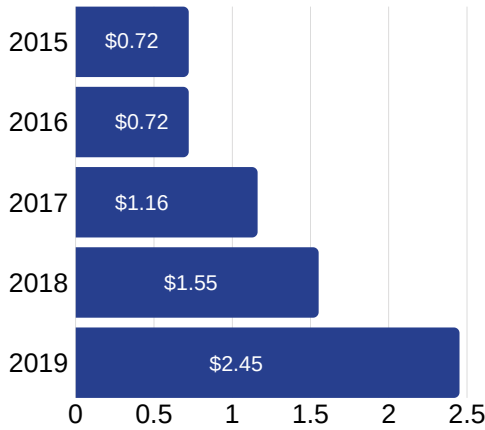
2019 Snapshot	3
Summary of Key Financial Results for the Previous Five Years	5
Chairman's Report	7
Managing Director's Report	11
Company Profile	13
Board of Directors	15
Management Team	19
Corporate Governance	23
Corporate Social Responsibility	31
Highlights of 2018	33
Financial Statements	37
Directory	90
SPX - Listing Requirements	91
- Statements of Interest	92
- Distribution of Ordinary Shareholders	92
- Disclosure on the trading results of the subsidiary company under section 51.2 (x)	93
- Top Twenty Shareholders	94
- Disclosure under Section 51.2 (xiv)	95
- Disclosure under Section 51.2 (xv) (a)	96
- Disclosure under Section 51.2 (xv) (b)	96
- Disclosure under Section 51.2 (xv) (c)	96
- Disclosure under Section 51.2 (xv) (d)	96
- Disclosure under Section 51.2 (viii)	97
- Disclosure under Section 51.2 (ix)	98



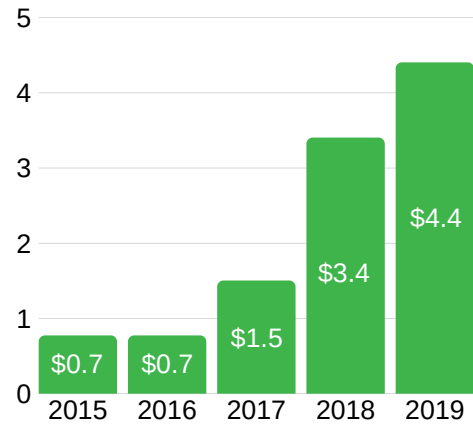
Gross Written Premium Revenue (\$m)



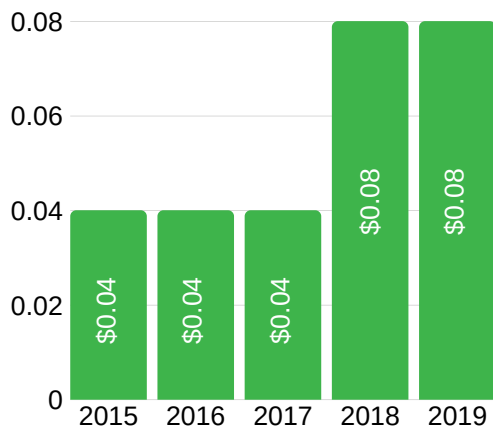
FijiCare Share Price



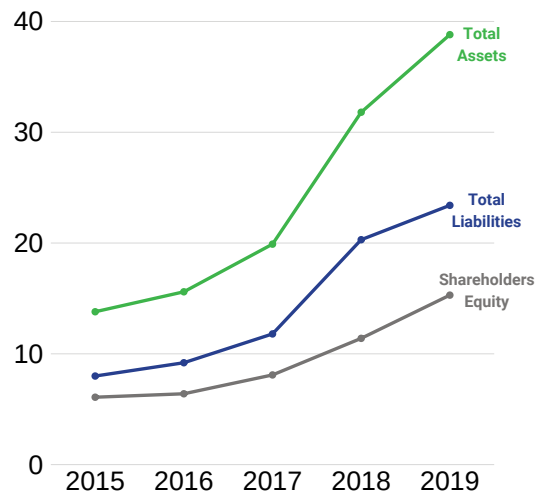
Net Profit After Tax (\$m)



Dividend Per Share



Financial Position (\$m)



SUMMARY OF KEY FINANCIAL RESULTS FOR THE PREVIOUS FIVE YEARS**Consolidated**

	2019	2018	2017	2016	2015
Net Profit / (Loss) after Tax	4,404,908	3,458,967	1,531,971	722,778	774,115
Current Assets	34,581,398	28,327,379	16,571,580	13,069,832	11,087,480
Non - Current Assets	4,268,115	3,523,880	3,416,455	2,626,917	2,744,372
Total Assets	38,849,513	31,851,259	19,988,035	15,696,749	13,831,852
Current Liabilities	23,150,505	20,247,477	11,665,814	9,161,708	7,975,386
Non - Current Liabilities	349,404	146,636	142,205	74,336	68,225
Total Liabilities	23,499,909	20,394,113	11,808,019	9,236,044	8,043,611
Shareholders Equity	15,349,604	11,457,146	8,180,016	6,460,705	5,788,241

Holding Company

	2019	2018	2017	2016	2015
Net Profit / (Loss) after Tax	3,759,637	2,730,213	1,260,356	664,423	1,255,693
Current Assets	30,293,141	24,516,873	14,339,006	11,285,820	9,808,759
Non - Current Assets	4,565,057	3,837,455	3,957,095	3,361,118	3,461,545
Total Assets	34,858,198	28,354,328	18,296,101	14,646,938	13,270,304
Current Liabilities	20,622,163	17,619,411	10,230,859	7,855,260	7,109,108
Non - Current Liabilities	349,404	146,636	142,338	73,680	67,579
Total Liabilities	20,971,567	17,766,047	10,373,197	7,928,940	7,176,687
Shareholders Equity	13,886,631	10,588,281	7,922,904	6,717,998	6,093,617



Avi Raju
Non-Executive Chairman

Dear Shareholders,

We are pleased to report another outstanding year for FijiCare. The Group's Gross Revenue from Insurance Activities increased by 47% to FJD31.83 million in 2019. Medical underwriting continues to be a core growth driver of our business, accounting for almost 56% of our Group's Gross Written Premiums. The Motor Vehicle underwriting business remained stable, despite a slow-down in new and used vehicle sales. We are focused on building new relationships and sales channels to focus to keep growing this sector.

The Group's consolidated Net Assets increased by 34% to FJD15.35 million in 2019 compared to FJD11.46 million in 2018. This was partly driven by a more active management and focus on our investment portfolio, where we also participated in new listings on the SPX such as Port Denarau Marina Limited.

Group Net Profit after Income Tax increased by 27% to FJD4.40 million in 2019 compared to FJD3.45 million in 2018. Although this was an increase from last year, we did see a rise in local medical treatment costs in 2019. While we work hard to ensure that our service providers are providing the optimal level of care to our policyholders, we need to continue to be diligent about ensuring that these costs are kept in line with expectations.

Our VanCare subsidiary operating in Vanuatu continues to perform well with a revenue growth of 41% and an increase in Net Profit to FJD 1.2 million. The VanCare business is primarily CTP and Comprehensive Motor Insurance with Medical insurance coverage as well.

In partnership with the Fijian Government, we launched FijiCare's bundled microinsurance affordable for low income earners, a first of its kind in the Pacific. Since August 2018, we have had more than 135,000 people insured under this program for social welfare recipients, civil servants and Sugarcane growers. In 2019, we expanded our microinsurance portfolio, underwriting new policies for private enterprises. We continue to develop the microinsurance product to meet customer requirements and mitigate the underlying underwriting risks.

FijiCare continues to focus on introducing innovative insurance products to diversify our underwriting and increase our regional footprint. Last year, we introduced the "Red Carpet" program, a premium policy for world-class Medical treatments in India. We have also introduced WageCare, a new Workers Compensation program, to supplement the Government's Accident Compensation Coverage.

In 2019, we were the first insurance company in Fiji to create a mobile app for our policyholders. This leading-edge digital platform enables FijiCare policy holders to have online access to their policy information, claims history, updates and their Insurance eCard. This will not only improve our service to our clients, but also improves our processing efficiency between the company, policyholders and our service providers. FijiCare continues to work with international Fintech technology providers to introduce innovative digital solutions and insurance products.

We expect to see continuing uncertainties and challenges ahead from the COVID-19 pandemic which is already impacting the global and domestic markets in a material way. As we continue to monitor the latest updates and information about the global COVID-19 outbreak, our management team are taking additional measures to ensure we safeguard the health of our employees and preserve our ability to operate.



Chairman, Avi Raju, with the staff of FijiCare at the SPX Annual Awards 2019. FijiCare won Spotlight Award Innovator of the Year.



Chairman, Avi Raju, at the 2019 Pacific Governance Summit.

FijiCare is committed to improving our service to our clients, which includes our processing efficiency between the company, policy holders and our service providers. We hope that the improvement to our digital platform option will ameliorate the impacts of COVID-19 on our clients and brokers during these uncertain times.

The Board and management of FijiCare continues to govern and manage in a proper and prudent fashion. We remain cautious and take careful measures in achieving our financial targets to build sustainable long-term successes.

I would like to take this opportunity to thank Mr. Tukana Bovoro for his service and dedication to the FijiCare Group. Mr. Bovoro had been a Board member from 27th March 2015 till his resignation in 31st December 2019. We were pleased to welcome, Mr. Dumith Fernando, as a new member of the Board effective 4th June 2019.

Mr. Fernando has over 20 years of experience in the global financial markets including Corporate Finance, Mergers & Acquisitions, Private Equity Investments, Corporate Strategy and Equities.

I would like to take this opportunity to thank all our employees for their outstanding efforts and contribution to our performance this year. Our employees' work ethic, integrity, technical qualifications and operational expertise allow us to provide superior service to our customers.

I would also like to extend my gratitude to the shareholders, the other members of the Board and the Management Team for their continued invaluable support.

Mr. Avi Raju
Non - Executive Chairman

The background is a dark blue gradient with a green diagonal stripe in the top-left and bottom-right corners. It features a central circular graphic with a dashed border and a grid of small dots. Scattered around this circle are various white icons: a family, a construction worker, a house, a car, a person with a heart rate monitor, a person with a cane, a person with a backpack, and a person with a backpack. Binary code (0s and 1s) is faintly visible in the background.

Managing Director's Report



Peter McPherson
Managing Director

Dear Shareholders,

On behalf of the management team of FijiCare, I am pleased to share FijiCare's achievements in 2019. The FijiCare Group has had another stellar financial and operational year. The Group Gross Written Premiums grew by 22% from FJD27.7million in 2018 to FJD33.8million in 2019. The Group Net Insurance Revenue also increased despite significant challenges in rising costs of hospitalisation both in Fiji and all overseas locations. In fact, the Group paid over 90,000 claims in 2019.

FijiCare continues to be committed to providing affordable microinsurance for low income earners in partnership with the Fijian government and the Pacific Financial Inclusion Programme. We have continued to refine this product to provide low-cost term life, funeral, property and personal accident insurance to over 135,000 Fijians.

Vancare, our Vanuatu subsidiary, has continued to demonstrate strong results. Vancare has expanded its portfolio of Medical and Workers Compensation insurance products to supplement its established Compulsory Third Party and Comprehensive Motor Vehicle products. In 2019, we held our Group Board meeting in Vanuatu. Our Board members and management team also hosted a function to meet our Vanuatu policyholders and other key members of the Vanuatu community.

FijiCare was recognized with the "Innovator of the Year Award" by the South Pacific Stock Exchange in September 2019. **This was in recognition of the Company's focus on providing innovative insurance products and digital solutions to our policyholders in the Pacific.**

In addition to our innovative FijCare mobile app, we have invested in improving our digital platforms to increase operating efficiencies and effectively manage our customer interactions. We have also introduced new insurance products which are tailored to meet our customers' requirements. We introduced "WageCare" to supplement the existing Workers Compensation to provide further protection to employers under by the Accident Compensation Commission Fiji. We also have a new "Red Carpet" Medical evacuation product, to provide an enhanced experience to patients who travel to hospitals in India for major surgery and other critical treatments.

Operationally, we are focused on continued improvements in our claim processing and underwriting as well in other support functions. We have completed the extension and refurbishment of our Suva head office at FNPF Place. We have also increased our geographic footprint with the opening of a new FijiCare office in Lautoka at Canegrowers Building, Drasa Avenue.

In addition, we have strengthened our FijiCare team, recruiting an additional 11 employees bringing our total Group headcount to 52 employees. In 2019, we lost a long serving FijiCare team member to an illness. In her memory, we have created the "Rachna Prasad Award", an Employee of the Year award, to commemorate her dedication to the FijiCare Group.

This year, we have already seen many new challenges including the COVID-19 global pandemic and Tropical Cyclone Harold. Our management team have identified areas which we consider critical to operate with Business Continuity Plans ("BCP"). Within each area, we have developed operational continuity plans in our teams to ensure we have sufficient resources to keep our operations running safely. FijiCare is in a strong financial position and we believe that we are well placed to meet these challenges.

We are focused on continuing to develop new insurance products and innovative technological solutions to meet our customers evolving requirements. Given the success we have found with VanCare, we are also looking at opportunities to expand our business across the Pacific Islands.

Finally, I would like to thank our customers, brokers, and regulators for their ongoing support of FijiCare. I would also like to thank our hardworking and dedicated staff, who are integral of our Group's success. I would also like to extend my gratitude to the shareholders, the members of the Board and the rest of the Management Team for their invaluable support throughout 2019.



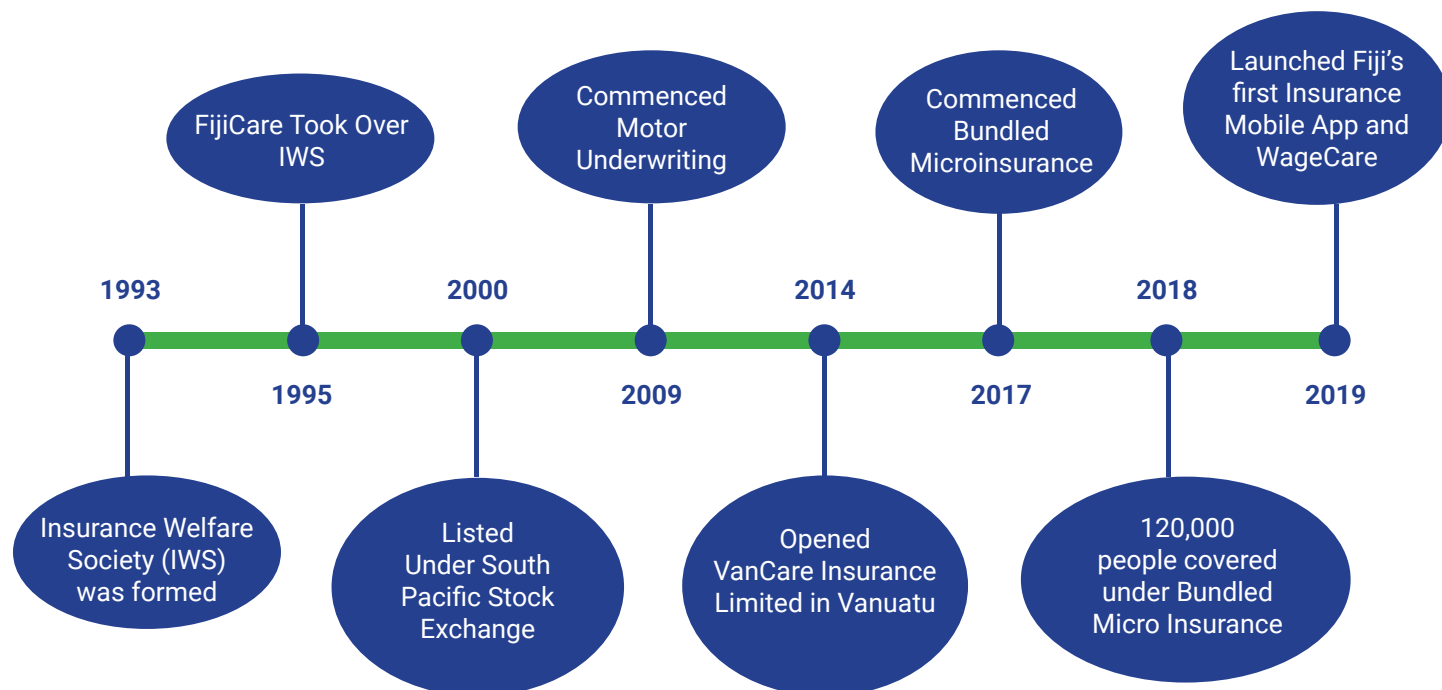
Mr. Peter McPherson
Managing Director



Company Profile

History

FijiCare's history can be traced back to the initial acquisition of the business operations of Insurance Welfare Society (a "mutual" association) in 1989. In 1993, the name of the association was changed to FijiCare Insurance Welfare Society and in 1995 the entity was "demutualised" into an unlisted public company and changed its name to FijiCare Insurance Limited. In 2000, FijiCare was publicly listed on the South Pacific Stock Exchange ("SPX") as the first listed general insurer. In 2014, FijiCare diversified into comprehensive motor vehicle insurance. In 2014, VanCare Insurance Limited was established in Vanuatu as a wholly-owned subsidiary of FijiCare. VanCare provides Compulsory Third Party and Comprehensive Motor Vehicle insurance products and has recently launched medical insurance products.



Mission

FijiCare Insurance Limited is dedicated to providing insurance products that provide quality protection with value pricing. We will achieve & maintain FijiCare's customer service policy where Customers Are Really Everything (CARE).

Vision

"Better Health For Fiji"

Core Values

FijiCare is a company with a value-driven culture of shared, deeply held beliefs that guides our behavior and affects our decisions on how to conduct business.



The background is a dark blue gradient with a green diagonal stripe in the top-left and bottom-right corners. It features a circular arrangement of faint icons: a family, a construction worker, a house, a car, a person running, a heart with an ECG line, a person with a cane, a house with a fire, a person with a backpack, and a construction barrier. Binary code (0s and 1s) is scattered across the background.

Board of Directors



Avi Raju
Non-Executive Chairman

Avi Raju is the Founder and Managing Director of the Mount Sophia Group, a Hong Kong based private investment group with investments globally. Over the last 4 years, Avi has focused his investments in Fiji, his birthplace. He now has investments in insurance, health care, real estate and technology sectors in Fiji.

Avi has over 20 years of experience working in the technology, real estate and investment industries in the Asia Pacific region. Until May 2014, Avi was the Chief Information Officer for Asia Pacific at Savills Limited, an international property services group listed on the London Stock Exchange. He was responsible for the strategic development and management of business systems across all of Savills' 15 Asian offices with over 17,000 employees.

Avi has a Master of Business Administration (MBA) from the Richard Ivey School of Business (University of Western Ontario, Canada) and a Bachelors' Degree in Commerce from the University of Auckland, New Zealand. Avi was born in Fiji and currently resides in Singapore. Prior to Singapore, Avi has lived and worked in Hong Kong, Australia and New Zealand.

Peter McPherson was born in Sydney, Australia and holds a Masters of Management from the University of Western Sydney. Peter was the author of a thesis on "Death Factors in Fiji" which was published in medical journals in Fiji, New Zealand and Australia.

Peter has over 45 years of insurance experience whereby his first employment was with Reed Insurance Brokers from 1970 to 1982 following which he joined Zurich Australia Insurance from 1982 to 1997. Peter had numerous managerial roles at Zurich with his last role being National Development Manager for Australia, New Zealand, PNG and Solomon Islands.

In October, 1997 Peter joined FijiCare as Managing Director and he has now been based in Fiji for more than 20 years and is a Fiji citizen. He has a wealth of knowledge in medical and general insurance. Peter was instrumental in the design and implementation of the recently introduced bundled microinsurance product. Peter is currently Chair of the Insurance Association of Fiji and a board member of the National Fire Authority.



Peter McPherson
Managing Director



Dumith Fernando
Independent Director

Dumith Fernando is the Chairman of Asia Securities Holdings (Pvt) Ltd, a leading independent Investment Bank in Sri Lanka. He has two decades of experience in international Investment Banking and Equities, based in New York and Hong Kong with JPMorgan Chase & Co. and Credit Suisse AG.

Until 2013, he was the Managing Director and Group Chief Operating Officer for Credit Suisse Asia Pacific which had annual revenues of over USD \$2.5BN and over 6,000 staff in 12 countries. He worked at Credit Suisse from 2007 until 2013 and at JPMorgan from 1995 until 2007 in roles across Investment Banking, Equities, Private Equity and Corporate Strategy.

Dumith is also a Non-Executive Director of the listed firms Union Assurance PLC and Singer (Sri Lanka) PLC. and a member of the Economic Policy Steering Committee of the Ceylon Chamber of Commerce. In 2013, he was selected by the World Economic Forum as a Young Global Leader. He holds a BA in Physics & Economics from Middlebury College in the U.S. and an MBA from Harvard Business School.

Tukana A Bovoró has a BA in Accounting and Management and a Masters in Business Administration from the University of the South Pacific. He is a Fellow of the Financial Services Institute of Australasia (FINSIA) and is an Honorary Member of the Association of Development Financing Institutions in Asia and the Pacific.

He has been in the banking and finance sector for over 35 years, and Chief Executive Officer of three financial institutions in the Pacific. He has worked closely with the boards of these financial institutions in developing strategies, policies and implementing changes needed to achieve desired outcomes. He has work, commercial and business experiences in Fiji, the Republic of Palau and Vanuatu. Tukana resigned as a Director in 31st December 2019.



Tukana Bovoró
Independent Director

The background is a dark blue gradient with a large green triangle in the top-left and bottom-right corners. A circular arrangement of light blue icons is centered on the page. The icons include: a family of three, a construction worker with a hard hat and safety vest, a house, a car, a person walking, a heart with an ECG line, a person pushing a cart, a person with a cane, a house with a fire, a person with a backpack, and a person with a backpack. Binary code (0s and 1s) is scattered across the background.

Management Team



Peter McPherson
Managing Director

Peter McPherson brings to FijiCare a wealth of 40 years of insurance knowledge and expertise. Holds Masters in Management from the University of Western Sydney. He worked for Zurich International Group for 14 years as General Manager of the Solomon Islands as well as Marketing Development Manager of Australia, New Zealand, Papua New Guinea and the Solomon Islands. Currently on the boards of FijiCare Insurance Limited and Stronghold Investments Inc, Fine Feathers Limited & Deputy Chairman of National Fire Authority. He is also the Chair of Insurance Council of Fiji.

Victor Robert has over 19 years of experience in Finance role at FijiCare Insurance Limited. He was promoted to Finance Manager in 2006. Victor has a Diploma in Accounting from the University of the South Pacific and a Diploma in Financial Planning ANZIIF (Snr Associate) CIP and holds an MBA from the University of the South Pacific. He is also the Company Secretary for FijiCare Insurance Limited.



Victor Robert
Finance Manager



Ronald Narayan
I.T. Manager

Ronald Narayan joined the company Finance Department in the year 2000 and was promoted to IT Manager in 2010. He has over 18 years of vast work experience in the Finance Department and also deals with all IT implementation process. Ronald has a Diploma in Financial Planning ANZIIF (Snr Associate) CIP and holds an MBA from the University of the South Pacific.

Sima Mala joined the company in 2004 as a Medical Claims Officer. She worked in providing services to both FijiCare & Healthplus members seeking treatment under Daycare plan for 6 years before taking up a role in Motor Insurance in 2010 as a Team Leader where she supervised both Underwriting and Claims. She was promoted to Manager - Motor Insurance in 2017. Sima holds a Diploma in Business Management. She has expertise in claims assessment for Medical & Motor.



Sima Mala
Motor Insurance Manager



Sunita Reddy
Micro Insurance Manager

Sunita Reddy joined the company in 2013 as a General Insurance Underwriter. With over 20 years of experience in customer service and client relationship management in the insurance industry, she has carried out several special projects for the company. In 2018 she took up the role of Micro Insurance Manager and has been looking after micro-insurance ever since. Sunita holds a Diploma of Financial Services (General Insurance) ANZIIF and Principles of Risk and Insurance as well as Theory of General Insurance from Deakin University.



Jasmine Chand
Claims Manager

Jasmine has over 20 years of experience working for FijiCare Insurance Limited since early 1999. She has a Diploma in Management from the University of the South Pacific and is continuing further studies. Over the years, she has gained great experience in the Claims Department with her work in the areas of claims for Overseas Medical Evacuation (Medivac), Local Hospitalization, and General claims such as Burglary, Workers Compensation, Personal Accident, Term Life, and Mortgage Protection Insurance (MPI) claims. She believes in providing excellent customer service to all our valued clients' at all times and promptly attends to after-hours inquiries from hospitals, doctors, pharmacies & clients'.

With over 23 years of experience at FijiCare Insurance Limited, Joni Naverebalavu plays a vital role in the company. Joined in November 1995, he has had several roles in the company including claims and Underwriting department. In 2007 he managed the Underwriting department and moved to Business Development in 2008. From 2014 to 2016 he helped setup VanCare Insurance Limited in Vanuatu as the Chief Operating Officer and in 2016 he took up the role of Business Development Manager. Joni holds a Diploma in Insurance.



Joni Naverebalavu
Business Development Manager



Lemeki Kororua
General Manager VanCare

Lemeki Kororua has over 16 years of experience at FijiCare Insurance Limited. He started as a Claims Clerk, he then became the Claims Supervisor in 2004, and then took up the role of HealthPlus Manager in 2007. Lemeki then managed the Underwriting team from 2010 and moved to manage the Marketing and Development department in 2014. In 2016, Lemeki was promoted as the General Manager for VanCare Insurance Limited in Vanuatu. Lemeki has a Certificate in General Insurance from ANZIIF Institute, and Insurance Fraud Detection and Control Certificate from TPAF.

Lilian is a lawyer by profession, having been admitted into the Fiji Bar as a Barrister and Solicitor in 2014. She has had litigation experience in government and in Fiji's largest law firm before joining FijiCare Insurance Limited. She holds a Masters in Commercial Law from the University of Melbourne and has had experience providing legal advisory services in the areas of corporate governance and company law.



Lilian Mausio
Manager Governance and Legal

What We Offer



Health Insurance



Bundled Micro Insurance



Motor Vehicle Insurance



WageCare Insurance



Term Life



Personal Accident



Mortgage Protection



Public Liability



The background is a dark blue gradient with a green diagonal stripe in the top-left and bottom-right corners. A large, faint circular graphic is centered on the page, containing various icons: a family, a construction worker, a house, a car, a person running, a heart with an ECG line, a factory, a person with a cane, a house with a fire, and a tombstone. The text "Corporate Governance" is written in a white, cursive font across the center of the circular graphic.

Corporate Governance

BOARD OF DIRECTORS

Governance, Leadership & Setting the Tone 'From the Top'

FijiCare Insurance Limited ('FIL') has espoused an active approach to its corporate governance framework, the bulwark of which rests upon the Board of Directors ('the Board'). The Board and Management are committed to fostering a solid corporate governance framework & culture within the Company and for FIL's shareholders. The Board - which is elected by its shareholders and governed by the Board Charter and FIL's internal policies - is mandated to uphold the highest corporate governance standards, which is cascaded to rest of the Company through the Management team, who also play a pivotal role in executing FIL's values and corporate governance culture.

FIL reports to the Reserve Bank of Fiji ('RBF') as a Financial Institution designated under Fijian laws, and the South Pacific Stock Exchange ('SPX') as a Publicly Listed Company. As such, FIL is governed by the Reserve Bank of Fiji's twelve Insurance Policy and Supervision advisories and addendum guidance notes, as well as the South Pacific Stock Exchange's Continuing Listing Rules (subsumed within the Listing Rules) and the Companies Act 2015.

Annual Compliance Report on Corporate Governance in Accordance with RBF PSPS No.1 and SPX Listing Rules

Principle	Requirement	Compliance Status
1. Establish Clear Responsibilities for Board Oversight	Separation of duties: Clear separation of duties between Board and Senior Management.	<p>The Board derives its mandate from the Board Charter and is governed by FIL's Articles of Association.</p> <p>Regulatory Guidance</p> <p>According to the RBF's Minimum Requirements for Corporate Governance of Licensed Entities (Prudential Supervision Policy Statement No. 1), the minimum responsibilities of the Board encompass reviewing the Company's organisational structure, overseeing the implementation of the Company's governance framework and its adherence to current legislative and regulatory norms, as well as other broad roles fully outlined in section 5.1.5 of the Supervision Policy. Likewise, senior management, headed by the Managing Director, has roles specifically to do with the operational running of the company.</p> <p>These requirements have been subsumed into FIL's Board Charter.</p>
	Board Charter: Adopt a Board Charter detailing functions and responsibilities of the Board.	<p>Board Charter</p> <p>Through the Board Charter, directors are expected to adopt a proactive, dynamic and hands-on approach in their role to ensure the maintenance of the highest standards of ethics and business success. The Board Charter clearly identifies the Board's roles and responsibilities as follows:</p>

Annual Compliance Report on Corporate Governance in Accordance with RBF PSPS No.1 and SPX Listing Rules [cont'd]

Principle	Requirement	Compliance Status
1. Establish Clear Responsibilities for Board Oversight	Board Charter: Adopt a Board Charter detailing functions and responsibilities of the Board.	<ul style="list-style-type: none"> • Overseeing the effective management and control of FIL; • Ensuring that new Board members undergo adequate induction training and are fully cognisant of their respective duties and responsibilities, as well as ensuring that a formal programme of professional ongoing development and training is set up; • Setting up and reviewing the strategic direction of FIL; • Approving and monitoring of key budgets, business plans, financial statements, financial policies and financial reporting; • Developing and implementing key corporate policies, procedures and controls as necessary to ensure appropriate standards of accountability, risk management and corporate governance; • Overseeing the adequacy of managerial resources to ensure there is adequate depth of resources and appropriate succession planning; • Approving proposals for major new investments, capital expenditure and capital management initiatives as proposed by management; and • Ensuring that Shareholders receive high quality, relevant and accurate information in a timely manner and that investors generally are able to trade in the Company's securities in a market which is efficient, competitive and informed.
2. Constitute an Effective Board	Board Composition: Balanced Board Composition with Executive and Non-Executive Directors of which 1/3rd of total number of directors to be Independent Directors.	<p>The Board, supported by its two subcommittees, is tasked with broad purposes covering its strategic direction, maintaining accountability, and ensuring the sustainable growth and financial soundness of the Company. Above all, it is responsible to its Shareholders for upholding good corporate governance practices in the Company in increasing shareholder value and optimising company performance.</p> <p>During 2019, the Board comprised four directors, who are appointed by FIL's shareholders and through the auspices of FIL's Articles of Association. The appointments were all made in accordance with the Companies Act 2015, and the composition of the Board comprises:</p> <p>Non-Executive Chairman – Avi Raju Managing Director (Resident) – Peter McPherson Independent Director – Dumith Fernando Independent Director (Resident) – Tukana Bovoro (resigned December 2019)</p>

Annual Compliance Report on Corporate Governance in Accordance with RBF PSPS No.1 and SPX Listing Rules [cont'd]

Principle	Requirement	Compliance Status
2. Constitute an Effective Board	Board Composition: Balanced Board Composition with Executive and Non-Executive Directors of which 1/3rd of total number of directors to be Independent Directors.	The Directors bring with them each a vast reserve of experience, specialisation and knowledge in their respective fields, ranging from Insurance & Commerce, Information Technology, Business Strategy & Governance. The Board have identified a replacement for Mr Bovoro and are seeking to appoint an additional Independent Director in the next few months, such that the Board will comprise a total of five directors including three Independent Directors.
	Gender Diversity: Do you have a policy for promoting gender diversity at Board level and have you achieved your policy goals?	Work in progress. The Board Charter will be amended to include provisions on gender diversity at the Board level. It is expected that a female Independent Director will be appointed in the next few months.
	Nomination Committee: Selection, approval, renewal and succession of Directors to be conducted by Nomination Committee in accordance with Articles of Association of the Company and Fit and Proper Policy of Reserve Bank.	No Nomination Committee established yet. Currently, selection, approval, renewal and succession of directors is governed by the Company's Articles of Association and the Board Charter, under which the Board of Directors is tasked with the Nomination Committee's roles. Establishment of a Nomination Committee will be further considered in 2019.
	Board Evaluation: Process of evaluation of performance of the Board, its Committees and individual directors. Evaluation to be linked to key performance indicators of the listed entity.	This process is outlined in the Board Charter. Board evaluation is to be done internally, but the provisions of the Board Charter allow the Board to seek external evaluation at its discretion.
	Directors Training: Directors' training and induction procedure to be in place to allow new directors to participate fully and effectively.	Included in the Board Charter.
	Board must have sub-committees which must at minimum include: <ul style="list-style-type: none"> • Audit Committee; • Risk Management Committee; and • Nomination Committee/ Recruitment Committee 	The first two committees are in place with a combined Audit and Risk Committee. The Board will look at establishing a Nomination Committee in 2019. The functions of the Nomination Committee are currently being discharged by the board.
3. Appointment of Chief Executive Officer / Managing Director	CEO: To appoint a suitably qualified and competent Chief Executive Officer / Managing Director.	In place and outlined in the Board Charter.
4. Appointment of a Board and Company Secretary	Company Secretary: Board to appoint a suitably qualified and competent Company Secretary, who is accountable to the Board, through Chair, for all compliance and governance issues.	In place and outlined in the Board Charter.

Annual Compliance Report on Corporate Governance in Accordance with RBF PSPS No.1 and SPX Listing Rules [cont'd]

Principle	Requirement	Compliance Status
5. Timely and balanced disclosure	Annual Reports: Timely and accurate disclosures are made in Annual reports as per Rule 51 of Listing Rules	Disclosures made in conformity with the SPX Listing Rules.
	Payment to Directors and Senior management: Sufficient information to be provided to shareholders on remuneration paid to Directors and Senior management.	Information on this is outlined in the Annual Report in accordance with International Financial Reporting Standards.
	Continuous Disclosure: General disclosures or company announcements to be made in a timely manner. The disclosures should be factual without omitting material information and to be expressed in a clear and objective manner to shareholders.	Disclosures made in conformity with the SPX Listing Rules. FIL takes a proactive stance on this, and practices continuous disclosures on an ongoing basis.
6. Promote ethical and responsible decision-making	Code of Conduct: To establish a minimum Code of Conduct of the listed entity applicable to directors, senior management and employees and conduct regular trainings on the same.	The code of conduct is outlined in the provisions of FIL's corporate manual. The board will implement a code of conduct in line with principle 6.
7. Register of Interests	Conflicts of Interest: Transactions with related parties resulting in conflict of interest are disclosed and a register is maintained for this purpose.	Register of Interests in place for Board of Directors. Conflicts of interest with related parties are also covered under FIL's Related Party Transaction Policy.
8. Respect the rights of shareholders	Communication with shareholders: To design communication strategy to promote effective communication with shareholders and encourage their participation. Examples: Communication through Annual Reports, Annual General Meetings, or any other means of electronic communication.	Timely disclosure to all shareholders is done through Market Announcements. Annual Report and Annual General Meetings are also disseminated / conducted yearly.
	Website: To create and maintain a Website of the listed entity to communicate effectively with shareholders and other stakeholders. All matters of importance to be updated regularly on the Website.	FIL's official website: www.fjicare.com.fj FIL also engenders a proactive approach in free and mutual communication with all its shareholders through its official LinkedIn account and other social media platforms.

Annual Compliance Report on Corporate Governance in Accordance with RBF PSPS No.1 and SPX Listing Rules [cont'd]

Principle	Requirement	Compliance Status
8. Respect the rights of shareholders	Grievance Redressal Mechanism: To establish a Grievance Redressal Mechanism for Shareholders to address shareholders complaints and grievances.	Shareholder Grievance Redressal Policy is currently being developed.
	Shareholders' Complaints: To provide the number of shareholders' complaints received and attended to during the year. Provide reasons if any complaint is unresolved or unattended.	None received.
	Corporate Sustainability: To adopt a business approach that creates long-term shareholder value by embracing opportunities, managing risks, maximising profits and minimising negative social, economic, and environmental impacts.	This approach is engendered in FIL's 3 year Strategic Framework, as well as its internal policies. FIL has long been a proponent of adopting innovative measures which maximises shareholder gains – this is illustrated in the launch of Fiji's first insurance mobile app. This leading-edge digital platform not only ensures free and faster access to FijiCare's services, it also goes towards establishing a paperless (and thus more environmentally friendly route) option for FijiCare's customers.
9. Accountability and audit	Internal Audit: To appoint an internal auditor or an alternative mechanism to achieve the objectives of risk management, control and governance	FIL's Internal Audit is handled by its Internal Audit officer, overseen by FIL's Internal Audit consultant – an experienced senior chartered accountant in his field, with significant experience (more than 17 years as a Partner at an international accounting firm) which makes him qualified to oversee this role and handle the intricacies of the internal audit function.
	External Audit: To appoint an external auditor who reports directly to the Board Audit Committee.	FIL is audited annually by its external auditors who provide their report to the shareholders at the AGM. The external auditors are appointed on the recommendation of the Audit and Risk Committee.
	Rotation of External Auditor: To appoint the external auditor for a fixed term requiring senior partner of the audit firm to rotate once in every three or less financial years.	The Audit and Risk Committee is tasked with this role under the Audit and Risk Committee Charter. It ensures the compliance with these requirements.
	Audit Committee: To establish an Audit Committee comprising of at least 3 members of which majority are independent and Chair is not Chair of the Board.	Currently in place and in compliance.

Annual Compliance Report on Corporate Governance in Accordance with RBF PSPS No.1 and SPX Listing Rules [cont'd]

Principle	Requirement	Compliance Status
10. Risk Management	Risk Management Policy: To establish a Risk Management Policy to address risk oversight, risk management and internal control. The Policy to clearly define the roles and responsibilities of the Board, Audit Committee, Management and Internal Audit function.	There is a Risk Management Framework and Risk Policy in place which demarcates the separate but intertwined roles the Board, Audit and Risk Committee, Management and Internal Audit play in the risk management of FIL. At the managerial level, the Executive Risk Committee reports to the Audit and Risk Committee, which in turn reports to the Board.
	Whistle Blower Policy: As part of risk management strategy, establish a Whistle Blower Policy by creating a mechanism of reporting concerns of unethical behavior, actual or suspected fraud or violation of the listed entity's code of conduct or ethics policy, SPX Rules or Companies Act. [Refer Rule 68 of the Listing Rules]	Whistle Blower policy currently in place.

FijiCare Insurance Limited has two Subcommittees that help the Board in fulfilling its responsibilities by providing recommendations, advice and information. These Subcommittees are chaired by Non Executive Directors.

Audit and Risk Committee

Chair	Tukana Bovoro
Member	Dumith Fernando
Ex Officio member	Peter McPherson
Ex Officio member / Committee Secretary	Victor Robert

Treasury and Investment Committee

Chair	Dumith Fernando
Member	Tukana Bovoro
Ex Officio member	Peter McPherson
Ex Officio member	Victor Robert
Committee Secretary	Lilian Mausio
Invited Guest	Avi Raju

The Executive Management of FijiCare Insurance Limited comprises of the Managing Director, Finance Manager, IT Manager, Motor Vehicle Insurance Manager, Micro Insurance Manager, General Manager VanCare, Business Development Manager, Manager Governance & Legal and Claims Manager. The Managing Director is advised by internal department meetings which meets on a regular basis to consider the day to day operations of the company.

Delegation of Authority - all the claims processing and expenditure in the company must be authorised in accordance with the respective delegations, policies and procedures. The Board and Management receives monthly reports comparing the actual outcomes against budget. The Delegation of Authority is updated regularly to ensure that we are compliant.

The background is a dark blue gradient with a large green triangle in the top-left and bottom-right corners. A circular pattern of faint icons is centered on the page. The icons include: a family of three, a construction worker with a hard hat, a house, a car, a person walking, a heart with an ECG line, a factory, a person with a cane, a house with a fire, a person with a backpack, and a person with a stethoscope. Binary code (0s and 1s) is scattered across the background.

Corporate Social Responsibility



Lemeki Kororua, General Manager of VanCare Insurance, a subsidiary of FijiCare, at the 2019 Vanuatu Financial Inclusion Exposition, Port Vila.

Disaster Relief

In time, FijiCare has demonstrated its financial and moral support to the victims of different catastrophes.

Human Resource Activities

FijiCare values its employees, and is committed to affording all its employees and partners every opportunity to succeed both within the organization, as well as in their private lives.

Investment Initiatives

FijiCare focuses on investing in, and developing business relations with partners whose activities are of the highest quality standards, companies that operate in developing areas that have a major impact on durable development (for example, information technology), in the environmental, and unconventional energy areas, etc.

Community Activities

FijiCare has built a tradition of rewarding the communities where it operates, either by giving donations, raising funds, or volunteer activities, or by different other methods.

Management and staff of FijiCare and subsidiary VanCare at the 2019 Vanuatu Financial Inclusion Exposition, Port Vila.



A staff of FijiCare's subsidiary VanCare assisting a customer at the 2019 Vanuatu Financial Inclusion Exposition, Port Vila.



Highlights of 2019



Cancer Conclave
March 2019



Financial Innovation Challenge Launch
March 2019



iHack Awards at USP
March 2019



2019 Pacific Governance Summit
April 2019



Pacific-ASEAN Financial Innovation Challenge
May 2019



Pre-Board Meeting VanCare
May 2019



VanCare AGM 2019
May 2019



VanCare Cocktail 2019
May 2019



FijiCare AGM 2019
June 2019



FijiCare Cocktail 2019
June 2019



FCGP Meeting
August 2019



Management Retreat 2019
August 2019



Mobile App Launch
August 2019



Fiji Taxi Association Annual General Meeting
September 2019



SPX Annual Awards 2019
September 2019



Motor Insurance 10th Year
October 2019



Vanuatu Financial Inclusion Exposition
October 2019



FijiCare Christmas Cocktail 2019
December 2019

The background is a dark blue gradient with a green triangle in the top-left and bottom-right corners. It features a central circular graphic with a dashed border and a grid of small lines. Various icons are scattered around the circle, including a family, a construction worker, a house, a car, a person with a heart rate monitor, a person with a cane, a person with a backpack, and a person with a suitcase. Binary code (0s and 1s) is visible in the corners.

Financial Statements

Contents

Directors' Report	39
Directors' Declaration	42
Auditor's Independence Declaration to the Directors of FijiCare Insurance Limited	43
Independent Auditor's Report	44
Statements of Profit or Loss and Other Comprehensive Income	48
Statement of Changes in Equity	49
Statements of Financial Position	52
Statements of Cash Flows	53
Notes to The Financial Statement	54



FijiCare Insurance Limited and Subsidiary Company Financial Statements for the Year Ended 31 December 2019

DIRECTORS' REPORT

In accordance with a resolution of the board of directors, the directors herewith submit the statements of financial position of FijiCare Insurance Limited ("the holding company") and its subsidiary company (together "the group") as at 31 December 2019, the related statements of profit or loss and other comprehensive income, statements of changes in equity and statements of cash flows for the year ended on that date and report as follows:

Directors

The names of the directors in office at the date of this report are:

Avinesh Raju – Chairman
Peter McPherson
Dumith Fernando

Principal Activities

The principal activities of the holding company during the year were that of underwriting of medical, term life, mortgage protection, worker's compensation, personal accident, public liability, funeral benefits, motor vehicle and property (under micro insurance project) insurance risks.

The principal activity of the subsidiary company, VanCare Insurance Limited, during the year was that of underwriting of motor and other general insurance risks.

There were no significant changes in the nature of the principal activities of the group during the year.

Results

The profit after income tax of the holding company for the year was \$3,759,637 (2018: \$2,730,213).

The consolidated profit after income tax was \$4,404,908 (2018: \$3,458,967). Total consolidated comprehensive income for the year was \$4,353,745 (2018: \$3,341,966).

Dividends

The directors declared dividends of \$678,736 during the year ended 31 December 2019 out of retained earnings as at 31 December 2018.

Basis of Accounting - Going Concern

Notwithstanding the recent novel coronavirus (COVID-19) outbreak and significant economic uncertainties resulting there from, the financial statements of the holding company and the group have been prepared on a going concern basis. The directors consider the application of the going concern principle to be appropriate in the preparation of these financial statements as they believe with the plans and strategies put in place by the holding company and the group together with the ongoing support of the shareholders, the holding company and the group will generate and maintain the required funding to meet its liabilities and commitments as and when they fall due over the next twelve months. Accordingly, the directors believe that the classification and carrying amounts of the assets and liabilities as stated in the financial statements to be appropriate.

Bad and Doubtful Debts

Prior to the completion of the financial statements of the holding company and the group, the directors took reasonable steps to ascertain that action had been taken in relation to writing off of bad debts and the making of allowance for doubtful debts. In the opinion of the directors, adequate allowance has been made for doubtful debts.

As at the date of this report, the directors are not aware of any circumstances, which would render the amount written off for bad debts, or the allowance for doubtful debts in the holding company or the group, inadequate to any substantial extent.

FijiCare Insurance Limited and Subsidiary Company Financial Statements for the Year Ended 31 December 2019

DIRECTORS' REPORT [CONT'D]

Current and Non-Current Assets

Prior to the completion of the financial statements of the holding company and the group, the directors took reasonable steps to ascertain whether any current and non-current assets were unlikely to realise in the ordinary course of business their values as shown in the accounting records of the holding company and of the group. Where necessary, these assets have been written down or adequate allowance has been made to bring the values of such assets to an amount that they might be expected to realise.

As at the date of this report, the directors are not aware of any circumstances, which would render the values attributed to current and non-current assets in the financial statements of the holding company and the group misleading.

Unusual Transactions

In the opinion of the directors, the results of the operations of the holding company and the group during the financial year were not substantially affected by any item, transaction or event of an abnormal character, nor has there arisen between the end of the financial year and the date of this report any item, transaction or event of an abnormal character likely, in the opinion of the directors, to affect substantially the results of the operations of the holding company and the group in the current financial year other than as detailed in the following paragraph.

Events Subsequent To Balance Date

The novel coronavirus (COVID-19) outbreak which developed subsequent to the year end, presents a significant challenge for Fiji, Vanuatu and the entire world. The impact of the coronavirus outbreak on public life and the economies in Fiji and Vanuatu are expected to affect the overall operations of the holding company and the group including its liquidity and cash flows for 2020 financial year. While this is expected to have a negative impact on the financial performance of the holding company and the group in 2020, the holding company and the group cannot quantify the magnitude and duration of such impact at this time given the fluidity of the situation. The holding company and the group continues to monitor and assess its business operations daily, and will undertake actions as appropriate. In connection with the COVID-19 outbreak, the holding company and the group has implemented precautionary measures and protocols and also made different alternative arrangements and strategies under different scenarios to minimize the disruptions to its day to day operations and continue with its business as usual.

In the event, the situation becomes worse and have prolonged negative impacts to day to day operations of the business and Fiji and Vanuatu economies, the holding company and the group may not be able to realize the carrying values of their assets and liabilities recorded in books as at 31 December 2019 at their recorded values, and adjustments may be required in the 2020 financial year in relation to these added risks and material uncertainties. At this stage, the financial statements do not reflect uncertain financial implications, if any, that may potentially arise from this situation.

Apart of the above, no other matters or circumstances have arisen since the end of the financial year which would require adjustments to, or disclosure in the financial statements.

Other Circumstances

As at the date of this report:

- i. no charge on the assets of any company in the group has been given since the end of the financial year to secure the liabilities of any other person;
- ii. no contingent liabilities have arisen since the end of the financial year for which any company in the group could become liable; and
- iii. no contingent liabilities or other liabilities of the holding company and the group have become or are likely to become enforceable within the period of twelve months after the end of the financial year which, in the opinion of the directors, will or may substantially affect the ability of the group to meet its obligations as and when they fall due.

FijiCare Insurance Limited and Subsidiary Company Financial Statements for the Year Ended 31 December 2019

DIRECTORS' REPORT [CONT'D]

Other Circumstances (Cont'd)

As at the date of this report, the directors are not aware of any circumstances that have arisen, not otherwise dealt with in this report which would make adherence to the existing method of valuation of assets or liabilities of the holding company and the group misleading or inappropriate.

Directors' Benefits

Since the end of the previous financial year, no director has received or become entitled to receive a benefit (other than those disclosed in the financial statements of the holding company and the group) by reason of a contract made by any company in the group or by a related corporation with the director or with a firm of which he is a member, or with a company in which he has a substantial financial interest.

For and on behalf of the board and in accordance with a resolution of the board of directors.

Dated this 31st day of March 2020.



Director



Director

FijiCare Insurance Limited and Subsidiary Company Financial Statements for the Year Ended 31 December 2019

DIRECTORS' DECLARATION

The declaration by directors is required by the Companies Act, 2015.

The directors of the company have made a resolution that declares:

- a. In the opinion of the directors, the financial statements of the holding company and the group for the financial year ended 31 December 2019:
 - i. comply with International Financial Reporting Standards and give a true and fair view of the financial position of the holding company and the group as at 31 December 2019 and of the performance and cash flows of the holding company and the group for the year ended 31 December 2019; and
 - ii. have been prepared in accordance with the Companies Act, 2015;
- b. The directors have received an independence declaration by the auditors as required by Section 395 of the Companies Act, 2015; and
- c. At the date of this declaration, in the opinion of the directors, there are reasonable grounds to believe that the holding company and the group will be able to pay their debts as and when they become due and payable.

For and on behalf of the board and in accordance with a resolution of the board of directors.

Dated this 31st day of March 2020.



Director



Director



Tel: +679 331 4300
Fax: +679 330 1841
Email: info@bdo.com.fj
Offices in Suva and Lautoka

BDO
Chartered Accountants
Level 10, FPNP Place
GPO Box 855
Suva, Fiji.

FijiCare Insurance Limited and Subsidiary Company Financial Statements for the Year Ended 31 December 2019

AUDITOR'S INDEPENDENCE DECLARATION TO THE DIRECTORS OF FIJICARE INSURANCE LIMITED

As group auditor for the audit of FijiCare Insurance Limited and subsidiary company for the financial year ended 31 December 2019, I declare to the best of my knowledge and belief that there have been:

- (a) no contraventions of the auditor independence requirements of the Companies Act, 2015 in the audit; and
- (b) no contraventions of any applicable code of professional conduct in relation to the audit.



**Wathsala Suraweera Partner
Suva, Fiji**



**BDO
CHARTERED ACCOUNTANTS**

31st March 2020

BDO, Chartered Accountants, a Fiji Partnership, is a member firm of BDO International Limited, a UK company limited by guarantee, and forms part of the international BDO network of independent member firms.

BDO is the brand name for the BDO network and for each of the BDO Member Firms.



Tel: +679 331 4300
 Fax: +679 330 1841
 Email: info@bdo.com.fj
 Offices in Suva and Lautoka

BDO
 Chartered Accountants
 Level 10, FNPF Place
 GPO Box 855
 Suva, Fiji.

INDEPENDENT AUDITOR'S REPORT

To the Shareholders of Fijicare Insurance Limited Report on The Audit of The Financial Statements

Opinion

We have audited the financial statements of FijiCare Insurance Limited (“the holding company”) and the consolidated financial statements of FijiCare Insurance Limited and its subsidiary company (“the group”) which comprise the statements of financial position as at 31 December 2019, and the statements of profit or loss and other comprehensive income, statements of changes in equity and statements of cash flows for the year then ended, and notes to the financial statements, including a summary of significant accounting policies.

In our opinion, the accompanying financial statements give a true and fair view of the financial position of the holding company and of the group as at 31 December 2019, and of its financial performance and its cash flows for the year then ended in accordance with International Financial Reporting standards (IFRS).

Basis For Opinion

We conducted our audit in accordance with International Standards on Auditing (ISA). Our responsibilities under those standards are further described in the Auditor’s Responsibilities for the Audit of the Financial Statements section of our report. We are independent of the holding company and of the group in accordance with the International Ethics Standards Board for Accountant’s Code of Ethics for Professional Accountants (IESBA Code) together with the ethical requirements that are relevant to our audit of the financial statements in Fiji and we have fulfilled our other ethical responsibilities in accordance with these requirements and the IESBA Code. We believe that the audit evidence we have obtained is sufficient and appropriate to provide a basis for our opinion.

Key Audit Matters

Key audit matters are those matters that, in our professional judgement, were of most significance in our audit of the financial statements of the current period. These matters were addressed in the context of our audit of the financial statements as a whole, and in forming our opinion thereon, and we do not provide a separate opinion on these matters.

Key Audit Matters	How our Audit Addressed the Matter
Measurement of outstanding claims liabilities and related assets arising from reinsurance contracts and other recoveries (Consolidated - \$6,164,466 and holding company - \$5,010,336)	Our audit procedures included, amongst others:
Refer to Note 3(j) (iv), and Note 16 to the financial statements	<ul style="list-style-type: none"> The evaluation and testing of key controls around the claims handling process of the group. We examined evidence of the operation of controls overestimating of individual claims.
The estimation of outstanding claims liabilities and related assets, including reinsurance assets, is a key audit matter owing to higher degree of uncertainty that is inherent in estimating the expected future payments for claims incurred.	<ul style="list-style-type: none"> For a sample of major outstanding claims, performed basis and calculations for estimation of claims liabilities to assess the reasonableness of management’s outstanding claims liability calculations.

BDO, Chartered Accountants, a Fiji Partnership, is a member firm of BDO International Limited, a UK company limited by guarantee, and forms part of the international BDO network of independent member firms.

BDO is the brand name for the BDO network and for each of the BDO Member Firms.

INDEPENDENT AUDITOR'S REPORT [CONT'D]

To the Shareholders of FijiCare Insurance Limited (Cont'd)

Key Audit Matters (Cont'd)

Key Audit Matters (Cont'd)	How our Audit Addressed the Matter (Cont'd)
<p>In particular, judgement arises over the estimation of payments for claims that have been incurred at the reporting date but have not yet been reported to the group (IBNR). There is generally less information available in relation to these claims. Classes of business where there is a greater length of time between the initial claim event and settlement also tend to display greater variability between initial estimates and final settlement.</p> <p>The valuation of outstanding claims relies on the quality of the underlying data. It involves complex and subjective judgements about future events, both internal and external to the business, for which changes in assumptions can result in material impacts to the estimates.</p> <p>The valuation of reinsurance assets requires a significant level of judgement, given its inherent dependence on underlying estimates of gross outstanding claims.</p>	<ul style="list-style-type: none"> Evaluating the effectiveness and implementation of key actuarial controls, including integrity of the key data used, estimates and assumptions made by actuary including claims ratios and expected frequency of claims and management's review of the estimates. Evaluating whether the group's actuarial methodologies were reasonable and consistent with prior periods. Obtaining audit evidence over the data and process for estimating reinsurance recoveries on outstanding claims and evaluated the reasonability of estimates and calculations.
<p>1. The recent novel corona virus pandemic outbreak and its potential impact to the business operations</p> <p>The novel coronavirus (COVID-19) outbreak developed subsequent to the year end, presents a significant challenge for Fiji and the entire world. The impact of the coronavirus outbreak on public life and the economy in Fiji is expected to affect the overall operations of the holding company and the group including its liquidity and cash flows for 2020 financial year.</p> <p>We have considered this as a key audit matter given the significance of this crisis and likely implications to businesses and operations.</p>	<ul style="list-style-type: none"> Determining whether the coronavirus pandemic was a condition in existence at the year- end date versus being a non-adjusting subsequent event. Evaluating management's assessment that no material uncertainty exists related to going concern basis of accounting. Determining the potential impact of the coronavirus outbreak on the valuation of assets and liabilities, including specific accounting decisions to; or make other significant adjustments to Financial Statement Areas. Determining the adequacy of nature and extent of subsequent event disclosures

Other Information

Management is responsible for the other information. The other information comprises the information included in the annual report but does not include the financial statements and our auditors' report thereon. Our opinion on the financial statements does not cover the other information and we will not express any form of assurance conclusion thereon. In connection with our audit of the financial statements, our responsibility is to read the other information identified above when it becomes available and, in doing so, consider whether the other information is materially inconsistent with the financial statements or our knowledge obtained in the audit, or otherwise appears to be materially misstated. We have nothing to report in this regard, as other information was not available to us for our review during the audit.

INDEPENDENT AUDITOR'S REPORT [CONT'D]

To the Shareholders of FijiCare Insurance Limited (Cont'd)

Responsibilities of the Management and Directors for the Financial Statements

The management and directors are responsible for the preparation and fair presentation of the financial statements in accordance with IFRS and the Companies Act 2015, and for such internal control as the management and directors determine is necessary to enable the preparation of financial statements that are free from material misstatement, whether due to fraud or error.

In preparing the financial statements, the management and directors are responsible for assessing the group's ability to continue as a going concern, disclosing, as applicable, matters related to going concern and using the going concern basis of accounting unless the management and directors either intend to liquidate the company in the group or to cease operations, or have no realistic alternative but to do so.

The management and directors are responsible for overseeing the group's financial reporting process.

Auditor's Responsibilities for the Audit of the Financial Statements

Our objectives are to obtain reasonable assurance about whether the financial statements as a whole are free from material misstatement, whether due to fraud or error, and to issue an auditor's report that includes our opinion. Reasonable assurance is a high level of assurance, but is not a guarantee that an audit conducted in accordance with ISA will always detect a material misstatement when it exists. Misstatements can arise from fraud and error and are considered material if, individually or in the aggregate, they could reasonably be expected to influence the economic decisions of users taken on the basis of the financial statements.

As part of an audit in accordance with ISA, we exercise professional judgement and maintain professional scepticism throughout the audit. We also:

- Identify and assess the risks of material misstatement of the financial statements, whether due to fraud or error, design and perform audit procedures responsive to those risks, and obtain audit evidence that is sufficient and appropriate to provide a basis for our opinion. The risk of not detecting a material misstatement resulting from fraud is higher than for one resulting from error, as fraud may involve collusion, forgery, intentional omissions, misrepresentations, or the override of internal control.
- Obtain an understanding of internal control relevant to the audit in order to design audit procedures that are appropriate in the circumstances, but not for the purpose of expressing an opinion on the effectiveness of the group's internal control.
- Evaluate the appropriateness of accounting policies used and the reasonableness of accounting estimates and related disclosures made by management.
- Conclude on the appropriateness of the management's and directors' use of the going concern basis of accounting and, based on the audit evidence obtained, whether a material uncertainty exists related to events or conditions that may cast significant doubt on the group's ability to continue as a going concern. If we conclude that material uncertainty exists, we are required to draw attention in our auditor's report to the related disclosures in the financial statements or, if such disclosures, are inadequate, to modify our opinion. Our conclusions are based on the audit evidence obtained up to the date of our auditor's report. However, future events or conditions may cause the group to cease to continue as a going concern.
- Evaluate the overall presentation, structure and content of the financial statements, including the disclosures, and whether the financial statements represent the underlying transactions and events in a manner that achieves fair presentation.
- Obtain sufficient appropriate audit evidence regarding the holding company and group's financial information to express an opinion on the consolidated financial statements. We are responsible for the direction, supervision and performance of the group audit. We remain solely responsible for our audit opinion.

INDEPENDENT AUDITOR'S REPORT [CONT'D]

To the Shareholders of FijiCare Insurance Limited (Cont'd)

Auditor's Responsibilities for the Audit of the Financial Statements (Cont'd)

We communicate with the management and directors regarding, among other matters, the planned scope and timing of the audit and significant audit findings, including any significant deficiencies in internal control that we identify during our audit.

We also provide the management and directors with a statement that we have complied with relevant ethical requirements regarding independence, and to communicate with them all relationships and other matters that may reasonably be thought to bear on our independence, and where applicable, related safeguards.

From the matters communicated with the management and directors, we determine those matters that were of most significance in the audit of the financial statements of the current period and are therefore the key audit matters. We describe these matters in our auditor's report unless law or regulation precludes public disclosure about the matter or when, in extremely rare circumstances, we determine that a matter should not be communicated in our report because the adverse consequences of doing so would reasonably be expected to outweigh the public interest benefits of such communication.

Report on Other Legal and Regulatory Requirements

In our opinion, the financial statements have been prepared in accordance with the requirements of the Companies Act 2015 in all material respects, and;

- a) we have been given all information, explanations and assistance necessary for the conduct of the audit; and
- b) the holding company and the group have kept financial records sufficient to enable the financial statements to be prepared and audited.



BDO
CHARTERED ACCOUNTANTS



Wathsala Suraweera Partner
Suva, Fiji
31 March 2020

FijiCare Insurance Limited and Subsidiary Company Statements of Profit or Loss and Other Comprehensive Income for the Year Ended 31 December 2019

Notes	Consolidated		Holding Company		
	2019 \$	2018 \$	2019 \$	2018 \$	
Revenue	5	31,830,583	21,613,723	28,774,411	19,279,046
Incurring claims		(22,622,688)	(13,527,478)	(21,679,564)	(12,896,170)
Commission expense	6	(3,047,839)	(2,133,347)	(2,677,711)	(1,912,823)
Other direct costs		-	(116,746)	-	-
Net revenue		6,160,056	5,836,152	4,417,136	4,470,053
Other revenue	7	2,495,396	1,183,818	2,991,517	1,341,934
		8,655,452	7,019,970	7,408,653	5,811,987
Advertising and promotion Expenses		(90,900)	(93,711)	(51,159)	(69,109)
Other operating expenses		(3,937,732)	(3,243,669)	(3,375,945)	(2,783,368)
		(4,028,632)	(3,337,380)	(3,427,104)	(2,852,477)
Profit before income tax	20	4,626,820	3,682,590	3,981,549	2,959,510
Income tax expense	8(a)	(221,912)	(223,623)	(221,912)	(229,297)
Profit after income tax		4,404,908	3,458,967	3,759,637	2,730,213
Discontinued Operations					
Loss on sale of discontinued operations - FijiCare Medical Centre Pte Limited		-	(23,798)	-	-
Profit for the year		4,404,908	3,435,169	3,759,637	2,730,213
Other comprehensive income:					
<i>Items that may be reclassified subsequently to profit or loss:</i>					
Exchange loss on translating foreign operation		(51,163)	(93,203)	-	-
Total comprehensive income for the year		4,353,745	3,341,966	3,759,637	2,730,213
Earnings per share					
Basic earnings per share – cents	22	51.54	41.14		
Diluted earnings per share – cents	22	51.54	41.14		

The accompanying notes form an integral part of these statements of profit or loss and other comprehensive income.

FijiCare Insurance Limited and Subsidiary Company Statement of Changes in Equity for the Year Ended 31 December 2019

Consolidated						
	Share Capital \$	Asset Revaluation Reserve \$	Foreign Currency Translation Reserve \$	Accumulated Profits \$	Total \$	
Balance as at 1 January 2018	4,563,002	268,802	98,440	3,249,772	8,180,016	
Total comprehensive income						
Transfer of Asset Revaluation Reserve upon disposal of subsidiary company, FijiCare Medical Centre Pte Limited		(268,802)		268,802	-	
Profit for the year	-	-	-	3,435,169	3,435,169	
Other comprehensive income for the year:						
- Exchange loss on translating foreign operation	-	-	(93,203)	-	(93,203)	
Total comprehensive income	-	(268,802)	(93,203)	3,703,971	3,341,966	
Transactions with owners of the group						
Additional shares issued (Note 18 (a))	263,211	-	-	-	263,211	
Dividends declared (Note 19)	-	-	-	(328,047)	(328,047)	
Total transactions with owners of the group	263,211	-	-	(328,047)	(64,836)	
Balance as at 31 December 2018	4,826,213	-	5,237	6,625,696	11,457,146	

Consolidated						
	Share Capital \$	Asset Revaluation Reserve \$	Foreign Currency Translation Reserve \$	Accumulated Profits \$	Total \$	
Total comprehensive income						
Profit for the year	-	-	-	4,404,908	4,404,908	
Other comprehensive income for the year:						
- Exchange loss on translating foreign operation	-	-	(51,163)	-	(51,163)	
Total comprehensive income	-	-	(51,163)	4,404,908	4,353,745	
Transactions with owners of the group						
Additional shares issued (Note 18 (a))	217,449	-	-	-	217,449	
Dividends declared (Note 19)	-	-	-	(678,736)	(678,736)	
Total transactions with owners of the group	217,449	-	-	(678,736)	(461,287)	
Balance as at 31 December 2019	5,043,662	-	(45,926)	10,351,868	15,349,604	

The accompanying notes form an integral part of this statement of changes in equity.

FijiCare Insurance Limited and Subsidiary Company Statement of Changes in Equity [Cont'd] for the Year Ended 31 December 2019

	Holding Company		
	Share Capital \$	Accumulated Profits \$	Total \$
Balance as at 1 January 2018	4,563,002	3,359,902	7,922,904
Total comprehensive income			
Profit for the year	-	2,730,213	2,730,213
Other comprehensive income for the year	-	-	-
Total comprehensive income	-	2,730,213	2,730,213
Transactions with owners of the company			
Additional shares issued (Note 18 (a))	263,211	-	263,211
Dividends declared (Note 19)	-	(328,047)	(328,047)
Total transactions with owners of the company	263,211	(328,047)	(64,836)
Balance as at 31 December 2018	4,826,213	5,762,068	10,588,281
Total comprehensive income			
Profit for the year	-	3,759,637	3,759,637
Other comprehensive income for the year	-	-	-
Total comprehensive income		3,759,637	3,759,637
Transactions with owners of the company			
Additional shares issued (Note 18 (a))	217,449	-	217,449
Dividends declared (Note 19)	-	(678,736)	(678,736)
Total transactions with owners of the company	217,449	(678,736)	(461,287)
Balance as at 31 December 2019	5,043,662	8,842,969	13,886,631

The accompanying notes form an integral part of this statement of changes in equity.

FijiCare Insurance Limited and Subsidiary Company Statements of Financial Position for the Year Ended 31 December 2019

	Notes	Consolidated		Holding Company	
		2019 \$	2018 \$	2019 \$	2018 \$
CURRENT ASSETS					
Cash on hand and at bank		5,762,556	6,450,976	2,325,970	3,933,014
Trade and other receivables	9	11,269,275	8,692,038	11,711,888	8,711,446
Held-to-maturity investments	10(a)	12,544,740	9,801,194	11,358,866	8,622,808
Financial assets at fair value through profit or loss	10(b)	3,813,978	2,183,175	3,813,978	2,183,175
Deferred costs	11	1,182,106	1,199,996	1,073,696	1,066,430
Current tax asset	8(b)	8,743	-	8,743	-
Total current assets		34,581,398	28,327,379	30,293,141	24,516,873
NON-CURRENT ASSETS					
Trade and other receivables	9	213,607	166,582	213,607	166,582
Held-to-maturity investments	10(a)	398,344	197,668	200,000	-
Investment in subsidiaries	10(c)	-	-	609,921	609,921
Investment properties	12	2,570,000	2,570,000	2,570,000	2,570,000
Property, plant and equipment	13	454,320	453,655	389,568	392,188
Intangible assets	14	259,428	116,049	209,545	78,838
Right-of-use assets	23(a)	347,911	-	347,911	-
Deferred tax assets	8(c)	24,505	19,926	24,505	19,926
Total non-current assets		4,268,115	3,523,880	4,565,057	3,837,455
TOTAL ASSETS		38,849,513	31,851,259	34,858,198	28,354,328
CURRENT LIABILITIES					
Trade and other payables	15	1,834,204	1,845,944	1,549,833	1,661,050
Insurance contract liabilities	16	20,944,594	18,150,454	18,732,001	15,714,052
Employee entitlements	17	220,530	140,541	189,152	133,771
Lease liabilities	23(b)	151,177	-	151,177	-
Current tax liability	8(b)	-	110,538	-	110,538
Total current liabilities		23,150,505	20,247,477	20,622,163	17,619,411
NON-CURRENT LIABILITIES					
Lease liabilities	23(b)	207,335	-	207,335	-
Deferred tax liabilities	8(d)	142,069	146,636	142,069	146,636
Total non-current liabilities		349,404	146,636	349,404	146,636
TOTAL LIABILITIES		23,499,909	20,394,113	20,971,567	17,766,047
NET ASSETS		15,349,604	11,457,146	13,886,631	10,588,281
SHAREHOLDERS' EQUITY					
Share capital	18	5,043,662	4,826,213	5,043,662	4,826,213
Foreign currency translation reserve		(45,926)	5,237	-	-
Accumulated profits		10,351,868	6,625,696	8,842,969	5,762,068
TOTAL SHAREHOLDERS' EQUITY		15,349,604	11,457,146	13,886,631	10,588,281

The accompanying notes form an integral part of these statements of financial position.
For and on behalf of the board and in accordance with a resolution of the directors.



Director



Director

FijiCare Insurance Limited and Subsidiary Company Statements of Cash Flows for the Year Ended 31 December 2019

	Consolidated		Holding Company	
	Inflows/ (Outflows) 2019 \$	Inflows/ (Outflows) 2018 \$	Inflows/ (Outflows) 2019 \$	Inflows/ (Outflows) 2018 \$
Cash flows from operating activities				
Premium and fees received	32,271,055	23,648,671	29,076,592	20,359,537
Reinsurance premium paid, net	(431,510)	(18,362)	(431,510)	(18,362)
Claims, commission and capitation fees paid, net	(24,413,368)	(13,965,259)	(23,310,475)	(13,614,862)
Payments to suppliers and employees	(3,878,805)	(3,095,109)	(3,175,140)	(2,347,764)
Cash generated from operations	3,547,372	6,569,941	2,159,467	4,378,549
Income tax paid	(309,056)	-	(309,056)	-
Tax deducted at source - resident interest withholding tax	(34,297)	(18,789)	(34,297)	(18,789)
Interest paid on lease liabilities	(23,837)	-	(23,837)	-
Interest received	479,434	272,752	415,121	255,396
Net cash provided by operating activities	3,659,616	6,823,904	2,207,398	4,615,156
Cash flows from investing activities				
Payments for property, plant and equipment	(186,306)	(377,064)	(168,963)	(331,228)
Payments for intangible assets	(225,182)	(123,892)	(184,919)	(84,468)
Proceeds from sale of plant and equipment	46,293	-	46,293	-
Payments for held-to-maturity investments	(12,130,577)	(9,501,194)	(12,075,213)	(8,322,808)
Proceeds from held-to-maturity investments	9,139,155	5,192,825	9,139,155	5,192,825
Payments for financial assets at fair value through profit or loss	-	(117,000)	-	(117,000)
Dividends received	14,607	66,179	564,596	66,179
Proceeds from sale of financial assets at fair value through profit or loss	-	669,404	-	669,404
Proceeds from sale of shares in FijiCare Medical Centre Pte Limited, net	-	10,273	-	10,273
Payment for purchase of shares	(327,501)	-	(327,501)	-
Repayment by / (advances to) VanCare Insurance Limited, net	-	-	(208,535)	538,873
Payment for lease liability	(138,068)	-	(138,068)	-
Net cash used in investing activities	(3,807,579)	(4,180,469)	(3,353,155)	(2,377,950)
Cash flows from financing activities				
Dividends paid	(461,287)	(64,836)	(461,287)	(64,836)
Net cash used in financing activities	(461,287)	(64,836)	(461,287)	(64,836)
Net increase / (decrease) in cash and cash equivalents	(609,250)	2,578,599	(1,607,044)	2,172,370
Effect of exchange rate movement on cash and cash equivalents	(79,170)	(2,855)	-	-
Reduction in cash and cash equivalents due to disposal of shares in FijiCare Medical Centre Pte Limited	-	(43,857)	-	-
Cash and cash equivalents at the beginning of the year	6,450,976	3,919,089	3,933,014	1,760,644
Cash and cash equivalents at the end of the year (Note 21)	5,762,556	6,450,976	2,325,970	3,933,014

The accompanying notes form an integral part of these statements of cash flows.

FijiCare Insurance Limited and Subsidiary Company Notes to the Financial Statements for the Year Ended 31 December 2019

NOTE 1. GENERAL INFORMATION

a) Corporate Information

FijiCare Insurance Limited (the holding company) is a licensed general insurance and publicly listed company on South Pacific Stock Exchange, limited by shares, incorporated and domiciled in Fiji.

The registered office and principal place of business of the holding company is located at Level 9, FNPF Place, 343-359 Victoria Parade, Suva.

b) Principal Activities

The principal activities of the holding company during the year were that of underwriting of medical, term life, mortgage protection, worker's compensation, personal accident, public liability, funeral benefits, motor vehicle and property (under micro insurance project) insurance risks.

The principal activity of the subsidiary company, VanCare Insurance Limited, during the year was that of underwriting of motor and other general insurance risks.

There were no significant changes in the nature of the principal activities of the group during the year.

NOTE 2. BASIS OF PREPARATION

a) Basis of Preparation

The consolidated financial statements have been prepared under the historical cost convention, except for investment properties, property, plant and equipment and financial assets at fair values / revalued amounts. Historical cost is based on the fair values of the consideration given in exchange for goods and services.

In the application of International Financial Reporting Standards ('IFRS'), management is required to make judgments, estimates and assumptions about carrying values of assets and liabilities that are not readily apparent from other sources. The estimates and associated assumptions are based on historical experience and various other factors that are believed to be reasonable under the circumstance, the results of which form the basis of making the judgments. Actual results may differ from these estimates.

The estimates and underlying assumptions are reviewed on an ongoing basis. Revisions to accounting estimates are recognised in the period in which the estimate is revised if the revision affects only that period, or in the period of the revision and future periods if the revision affects both current and future periods. Judgments made by management in the application of IFRS that have significant effects on the financial statements and estimates with a significant risk of material adjustments in the next year are disclosed, where applicable, in the relevant notes to the financial statements.

Accounting policies are selected and applied in a manner which ensures that the resulting financial information satisfies the concepts of relevance and reliability, thereby ensuring that the substance of the underlying transactions or other events is reported.

The areas involving higher degree of judgment or complexity, or areas where assumptions and estimates are critical to the financial statements are disclosed in Note 4.

b) Statement of Compliance

The financial statements have been prepared in accordance with International Financial Reporting Standards ('IFRS') and with the requirements of the Companies Act, 2015.

FijiCare Insurance Limited and Subsidiary Company Notes to the Financial Statements [Cont'd] for the Year Ended 31 December 2019

NOTE 2. BASIS OF PREPARATION (CONT'D)

c) Basis of Consolidation

The consolidated financial statements incorporate the financial statements of the holding company and its subsidiary company which are listed in Note 26. Control is achieved when the holding company:

- has power over the investee;
- is exposed, or has rights, to variable returns from its involvement with the investee; and
- has the ability to use its power to affect its returns.

The holding company reassesses whether or not it controls an investee if facts and circumstances indicate that there are changes to one or more of the three elements of control listed above.

When the holding company has less than a majority of the voting rights of an investee, it has power over the investee when the voting rights are sufficient to give it the practical ability to direct the relevant activities of the investee unilaterally. The holding company considers all relevant facts and circumstances in assessing whether or not the holding company's voting rights in an investee are sufficient to give it power, including:

- the size of the holding company's holding of voting rights relative to the size and dispersion of holdings of other vote holders;
- potential voting rights held by the holding company, other vote holders or other parties;
- rights arising from other contractual arrangements; and
- any additional facts and circumstances that indicate that the holding company has, or does not have, the current ability to direct the relevant activities at the time that decisions need to be made, including voting patterns at previous shareholders' meetings.

Consolidation of a subsidiary begins when the holding company obtains control over the subsidiary company and ceases when the holding company loses control of the subsidiary company.

Income and expenses of the subsidiary company are included in the consolidated statement of profit or loss and other comprehensive income from the date the holding company gains control until the date when the holding company ceases to control subsidiary.

Profit or loss and each component of other comprehensive income are attributable to the owners of the holding company.

All inter-company balances and transactions between the holding company and its subsidiary company including any recognised profits or losses have been eliminated on consolidation.

d) Functional and Presentation Currency

Functional and presentation currency

The group operates in Fiji and Vanuatu; however, the financial statements are presented in Fiji dollars, which is the holding company's functional and presentation currency.

e) Comparatives

Where necessary, comparative figures have been re-grouped to conform to changes in presentation in the current period.

FijiCare Insurance Limited and Subsidiary Company Notes to the Financial Statements [Cont'd] for the Year Ended 31 December 2019

NOTE 2. BASIS OF PREPARATION (CONT'D)

f) Basis of Accounting - Going Concern

Notwithstanding the recent novel coronavirus (COVID-19) outbreak and significant economic uncertainties resulting there from, the financial statements of the holding company and the group have been prepared on a going concern basis. The directors consider the application of the going concern principle to be appropriate in the preparation of these financial statements as they believe with the plans and strategies put in place by the holding company and the group together with the ongoing support of the shareholders, the holding company and the group will generate and maintain the required funding to meet its liabilities and commitments as and when they fall due over the next twelve months. Accordingly, the directors believe that the classification and carrying amounts of the assets and liabilities as stated in the financial statements to be appropriate.

g) Changes in Accounting Policies

Except for the changes below, the holding company and the group has consistently applied the accounting policies to all periods presented in these financial statements.

New standards, amendments and interpretation effective from 1 January 2019

New standards impacting the group that will be adopted in the annual financial statements for the year ended 31 December 2019, and which have given rise to changes in the group's accounting policies are:

- IFRS 16 Leases (IFRS 16)
- IFRIC 23 Uncertainty over Income Tax Positions

Details of the impact of these two standards have been presented below.

A. IFRS 16 - Leases

Adoption of IFRS 16 has resulted in the group recognising right-of-use assets and lease liabilities for all contracts that are, or contain, a lease. For leases previously classified as operating leases, under previous accounting requirements the group did not recognise related assets or liabilities, and instead spread the lease payments on a straight-line basis over the lease term, disclosing in its annual financial statements the total commitment.

The directors have decided to apply the modified retrospective adoption method in IFRS 16, and, therefore, have recognised leases on balance sheet as at 1 January 2019. In addition, it has decided to measure right-of-use assets by reference to the measurement of the lease liability on that date. This will ensure there is no immediate impact to net assets on that date.

Instead of recognising an operating expense for its operating lease payments, the group has instead recognised interest on its lease liabilities and amortisation on its right-of-use assets. This has increased reported EBITDA by the amount of its current operating lease cost.

i. Definition of a lease

Previously, the group determined at contract inception whether an arrangement is or contains a lease under IFRIC 4. Under IFRS 16, the group assesses whether a contract is or contains a lease based on the definition of a lease, as explained in Note 3(n).

On transition to IFRS 16, the group elected to apply the practical expedient to grandfather the assessment of which transactions are leases. It applied IFRS 16 only to contracts that were previously identified as leases. Contracts that were not identified as leases under IAS 17 and IFRIC 4 were not reassessed for whether there is a lease. Therefore, the definition of a lease under IFRS 16 was applied only to contracts entered into or changed on or after 1 January 2019.

FijiCare Insurance Limited and Subsidiary Company Notes to the Financial Statements [Cont'd] for the Year Ended 31 December 2019

NOTE 2. BASIS OF PREPARATION (CONT'D)

(g) Changes in Accounting Policies (Cont'd)

New standards, interpretations and amendments effective from 1 January 2019 (Cont'd)

A. IFRS 16 - Leases (Cont'd)

ii. As a lessee

As a lessee, the group previously classified leases as operating lease or finance lease based on its assessment of whether the lease transferred significantly all of the risks and rewards incidental to ownership of the underlying asset. Under IFRS 16, the group recognises right of use assets and lease liabilities for all leases except for short term leases—i.e. these leases are on statement of financial position.

For leases of other assets, which were classified as operating under IAS 17, the group recognised right of use assets and lease liabilities with date of initial application of 1 January 2019.

Leases classified as operating leases under IAS 17

At transition, lease liabilities were measured at the present value of the remaining lease payments, discounted at the group's incremental borrowing rate as at 1 January 2019. Right-of-use assets are measured at an amount equal to the lease liability, adjusted by the amount of any prepaid or accrued lease payments.

The group used the following practical expedients when applying IFRS 16 to leases previously classified as operating leases under IAS 17.

- Excluded initial direct costs from measuring the right of use asset at the date of initial application.
- Used hindsight when determining the lease term if the contract contains options to extend or terminate the lease

iii. As a lessor

The group is not required to make any adjustments on transition to IFRS 16 for leases in which it acts as a lessor, except for a sub-lease.

Under IFRS 16, the group is required to assess the classification of a sub-lease with reference to the right-of-use asset, not the underlying asset. On transition, the group reassessed the classification of a sub-lease contract previously classified as an operating lease under IAS 17. The group concluded that the sub-lease continues to be classified as operating lease under IFRS 16 and thus there has been no impact on transition to IFRS 16 in relation to sub-lease.

iv. Impacts on financial statements

On transition to IFRS 16, the group recognised an additional \$129,408 of right-of-use assets and \$129,408 of lease liabilities respectively, refer note 23 When measuring lease liabilities, the group discounted lease payments using its incremental borrowing rate at 1 January 2019. The weighted-average rate applied is 5.50%

	\$
Operating lease commitment at 1 January 2019 as disclosed in the group's financial statements	264,517
Short term leases and service agreements	(108,007)
Discounted using the incremental borrowing rate at 1 January 2019	(27,102)
Lease liabilities recognised at 1 January 2019 (note 23 (a))	129,408

FijiCare Insurance Limited and Subsidiary Company Notes to the Financial Statements [Cont'd] for the Year Ended 31 December 2019

NOTE 2. BASIS OF PREPARATION (CONT'D)

(g) Changes in Accounting Policies (Cont'd)

New standards, interpretations and amendments effective from 1 January 2019 (Cont'd)

B. IFRIC 23 – Uncertainty over Income Tax Position

IFRIC 23 clarifies how to recognise and measure current and deferred income tax assets and liabilities when there is uncertainty over income tax treatments. Other new and amended standards and interpretations issued by the IASB that will apply for the first time in the annual financial statements are not expected to impact the group as they are either not relevant to the group's activities or require accounting which is consistent with the group's current accounting policies and so have not been discussed in detail in the notes to the financial statements.

New standards, interpretations and amendments not yet effective

There are a number of standards, amendments to standards, and interpretations which have been issued by the IASB that are effective in future accounting periods that the group has decided not to adopt early. The most significant of these are as follows:

- IAS 1 Presentation of Financial Statements and IAS 8 Accounting Policies, Changes in Accounting Estimates and Errors (Amendment – Definition of Material) (effective 1 January 2020).
- Revised Conceptual Framework for Financial Reporting (effective 1 January 2020).
- IFRS 17 Insurance Contracts (effective 1 January 2021) - In June 2019, the IASB issued an exposure draft to amend IFRS 17, including a deferral of its effective date to 1 January 2022.
- IFRS 9 Financial Instruments (effective 1 January 2018) - In relation to insurers, a specific "temporary exemption" from the application of IFRS 9 is available "where an insurer's activities are predominantly connected with insurance". The Insurer may continue to apply IAS 39 rather than IFRS 9 for annual periods up until the period commencing 1 January 2022, when it is expected that the new insurance industry standard IFRS 17 "Insurance Contracts" will become applicable.

The holding company and the group meets the above criteria and accordingly has chosen to apply the temporary exemption.

NOTE 3. SUMMARY OF SIGNIFICANT ACCOUNTING POLICIES

The principal accounting policies adopted in the preparation of these financial statements are set out below. These policies have been consistently applied to all the years presented, unless otherwise stated.

a) Allowance for Doubtful Debts

The group establishes an allowance for any doubtful debts based on a review of all outstanding amounts individually at year end. Bad debts are written off during the period when they are identified. The group periodically assesses whether there is any objective evidence of impairment. Trade and other receivables are presented net of allowances for doubtful debts. The group has individually assessed allowances against individually significant trade and other receivables.

b) Cash and Cash Equivalents

For the purpose of statements of cash flows, cash and cash equivalents comprise cash on hand, cash in banks and other short term highly liquid investments that are readily convertible to a known amount of cash and are subject to an insignificant risk of changes in value.

c) Dividend Distribution

Dividend distribution to the holding company's shareholders is recognised as a liability in holding company's and group's financial statements in the period in which the dividends are declared by the company's directors.

FijiCare Insurance Limited and Subsidiary Company Notes to the Financial Statements [Cont'd] for the Year Ended 31 December 2019

NOTE 3. SUMMARY OF SIGNIFICANT ACCOUNTING POLICIES (CONT'D)

d) Earnings Per Share

Basic earnings per share

Basic earnings per share (EPS) is calculated by dividing profit or loss after income tax attributable to members of the holding company by the weighted average number of ordinary shares outstanding during the year.

Diluted earnings per share

Diluted earnings per share amounts are calculated by dividing the profit or loss attributable to ordinary equity holders of the parent by the weighted average number of ordinary shares outstanding during the year plus the weighted average number of ordinary shares that would be issued on the conversion of all the dilutive potential ordinary shares into ordinary shares.

e) Expenditure Recognition

Expenses are recognised in the profit or loss on the basis of a direct association between the cost incurred and the earning of specific items of income. All expenditure incurred in the running of the business and in maintaining the investment properties and property, plant and equipment in a state of operational service has been charged to the statements of profit or loss.

For the purpose of presentation of the statements of profit or loss and other comprehensive income, the "function of expenses" method has been adopted, on the basis that it fairly presents the elements of the holding company's and group's performance.

f) Financial Assets

The group classifies its financial assets in the following categories: loans and receivables, held-to-maturity investments and financial assets at fair value through profit or loss. The classification depends on the nature and purpose for which the financial assets were acquired and is determined at the time of initial recognition.

Loans and receivables

Loans and receivables are non-derivative financial assets with fixed or determinable payments that are not quoted in an active market. They are included in current assets, except for maturities greater than 12 months after balance date, which are classified as non-current assets. The group's loans and receivables comprise 'trade and other receivables' as disclosed in the statements of financial position (Note 9). Bad debts are written off during the period in which they are identified.

Trade receivables, loans, and other receivables are recorded at amortised cost less impairment.

Held-to-maturity investments

Held-to-maturity investments are non-derivative financial assets with fixed or determinable payments and fixed maturity dates that the group has the positive intention and ability to hold to maturity. Subsequent to initial recognition, held-to-maturity investments are carried at amortised cost using the effective interest method less any impairment.

Held-to-maturity investments in commercial banks and financial institutions by the group are recorded at their amortised cost and not re-measured to market values as they are considered likely to be held to maturity in line with investment objectives and fixed price nature of the investments.

FijiCare Insurance Limited and Subsidiary Company Notes to the Financial Statements [Cont'd] for the Year Ended 31 December 2019

NOTE 3. SUMMARY OF SIGNIFICANT ACCOUNTING POLICIES (CONT'D)

f) Financial Assets (Cont'd)

Financial assets at fair value through profit or loss

Financial assets at fair value through profit or loss comprises of equity investments in listed and unlisted companies.

Financial assets at fair value through profit or loss has two sub-categories: financial assets held for trading, and those designated at fair value through profit or loss at inception. A financial asset is classified as held for trading if it is acquired principally for the purpose of selling in the short term. Financial assets designated at fair value through profit or loss at inception are those that are managed, and their performances are evaluated on a fair value basis. Assets in this category are presented as current assets if they are either held for trading or are expected to be realised within 12 months.

Financial assets at fair value through profit or loss are measured initially and subsequently at fair value, and gains and losses arising from changes in fair value are included in the statements of profit or loss.

Transaction costs are recognised in the statements of profit or loss. Dividend income is recognised in the statements of profit or loss as part of other revenue when the holding company's right to receive payments is established.

g) Foreign Currency Translations

Transactions and balances

All foreign currency transactions during the financial year are brought to account using the exchange rate in effect at the date of the transaction. Foreign currency monetary items at reporting date are translated at the exchange rate existing at reporting date. Non-monetary assets and liabilities carried at fair value that are denominated in foreign currencies are translated at the rates prevailing at the date when the fair value was determined. Exchange differences are recognised in the profit or loss in the period in which they arise.

Foreign controlled entity

As the foreign controlled subsidiary company of the group, VanCare Insurance Limited, is a self-sustaining entity, its assets and liabilities are translated to Fiji dollar at the average year-end buying and selling exchange rates, while its revenues and expenses are translated at the average of buying and selling rates ruling during the year. Exchange differences arising on translation are taken to the foreign currency translation reserve.

h) Impairment of Non-Financial assets

At each reporting date, the group reviews the carrying amounts of its tangible and intangible assets to determine whether there is any indication that those assets have suffered an impairment loss. If any such indication exists, the recoverable amount of the asset is estimated in order to determine the extent of the impairment loss, if any. When it is not possible to estimate the recoverable amount of an individual asset, the group estimates the recoverable amount of the cash-generating unit to which the asset belongs.

Intangible assets with indefinite useful lives and intangible assets not yet available for use are tested for impairment annually and whenever there is an indication that the asset may be impaired.

FijiCare Insurance Limited and Subsidiary Company Notes to the Financial Statements [Cont'd] for the Year Ended 31 December 2019

NOTE 3. SUMMARY OF SIGNIFICANT ACCOUNTING POLICIES (CONT'D)

h) Impairment of Non-Financial assets (Cont'd)

Recoverable amount is the higher of fair value less costs to sell and value in use. In assessing value in use, the estimated future cash flows are discounted to their present value using a pre-tax discount rate that reflects current market assessments of the time value of money and the risks specific to the asset for which the estimates of future cash flows have not been adjusted.

If the recoverable amount of an asset or cash-generating unit is estimated to be less than its carrying amount, the carrying amount of the asset or cash-generating unit is reduced to its recoverable amount. An impairment loss is recognised in profit or loss immediately, unless the relevant asset is carried at a revalued amount, in which case the impairment loss is treated as a revaluation decrease.

Where an impairment loss subsequently reverses, the carrying amount of the asset or cash-generating unit is increased to the revised estimate of its recoverable amount, but so that the increased carrying amount does not exceed the carrying amount that would have been determined had no impairment loss been recognised for the asset or cash-generating unit in prior years. A reversal of an impairment loss is recognised immediately in profit or loss, unless the relevant asset is carried at a revalued amount, in which case the reversal of the impairment loss is treated as a revaluation increase.

i) Income Tax

Current tax

The current income tax charge is calculated on the basis of the tax laws enacted or substantively enacted at the balance date. Management periodically evaluates positions taken in tax returns with respect to situations in which applicable tax regulations is subject to interpretation and establishes provisions where appropriate on the basis of amounts expected to be paid to the tax authorities.

Deferred tax

Deferred tax is accounted for using the balance sheet liability method in respect of temporary differences arising from differences between the carrying amount of assets and liabilities in the financial statements and the corresponding tax base of those items.

In principle, deferred tax liabilities are recognised for all taxable temporary differences. Deferred tax assets are recognised to the extent that it is probable that sufficient taxable amounts will be available against which deductible temporary differences or unused tax losses and tax offsets can be utilised. However, deferred tax assets and liabilities are not recognised if the temporary differences giving rise to them arise from the initial recognition of assets and liabilities (other than as a result of a business combination) which affects neither taxable income nor accounting profit.

Deferred tax assets and liabilities are measured at the tax rates that are expected to apply to the periods when the asset and liability giving rise to them are recognised or settled, based on tax rates and tax laws that have been enacted or substantively enacted by reporting date. The measurement of deferred tax liabilities and assets reflects the tax consequences that would follow from the manner in which the company expects, at the reporting date, to recover or settle the carrying amount of its assets and liabilities.

Current and deferred tax for the period

Current and deferred tax is recognised as an expense or income in the statements of profit or loss except when it relates to items credited or debited directly to equity, in which case the deferred tax is also recognised directly in equity.

FijiCare Insurance Limited and Subsidiary Company Notes to the Financial Statements [Cont'd] for the Year Ended 31 December 2019

NOTE 3. SUMMARY OF SIGNIFICANT ACCOUNTING POLICIES (CONT'D)

i) Income Tax (Cont'd)

Capital Gains Tax

Capital Gains Tax (CGT) is applicable at 10% on capital gains realised on the sale or disposal of 'capital assets' as set out in the Income Tax Act. Accordingly, the group provides for deferred tax liability that may arise if capital assets stated at fair values are ultimately sold or traded.

j) Insurance Contracts

General

All of the general insurance products and reinsurance products on offer, or utilised, meet the definition of an insurance contract (a contract under which one party, the insurer, accepts significant insurance risk from another party, the policyholder, by agreeing to compensate the policyholder if a specified uncertain future event, the insured event, adversely affects the policyholder) and none of the contracts contain embedded derivatives or are required to be unbundled. Insurance contracts that meet the definition of a financial guarantee contract are accounted for as insurance contracts. This means that all of the general insurance products are accounted for in the same manner.

i) Premium income

Premium revenue comprises amounts charged to policyholders (direct premium) for insurance contracts. Premium is recognised as earned on a proportionate basis over the period for which cover is provided using the 365 days pro-rata method.

The unearned portion of premium is recognised as an unearned premium liability on the statements of financial position.

ii) Reinsurance premium

Reinsurance premium is recognised as an expense on a proportionate basis over the period for which cover is provided. Accordingly, a portion of reinsurance premium expense is deferred and presented as deferred reinsurance expenses on the statements of financial position at the reporting date.

iii) Deferred commission costs

Commission cost paid to agents and brokers associated with obtaining general insurance contracts are referred to as acquisition cost. These costs are presented as deferred commission costs and are amortised and charged to expenses on the same basis as the recognition of premium income. The balance of the deferred commission costs at the reporting date represents the commission costs relating to unearned premium.

iv) Provision for outstanding claims

Provision for outstanding claims are stated net of amounts recoverable from reinsurers and are assessed by reviewing individual claims. Provision is assessed after taking into account claim information available at the time the claim is received or additional information brought to the notice of the holding company and the group till reporting date. Whilst all reasonable steps are taken to ensure that adequate information is obtained, given the uncertainty in claims provision, it is likely that the final outcome will differ from the original liability established.

FijiCare Insurance Limited and Subsidiary Company Notes to the Financial Statements [Cont'd] for the Year Ended 31 December 2019

NOTE 3. SUMMARY OF SIGNIFICANT ACCOUNTING POLICIES (CONT'D)

j) Insurance Contracts (Cont'd)

iv) Provision for outstanding claims (cont'd)

Provision is also made for insurance claims incurred but not reported (IBNR). Provision for IBNR is also assessed by the management on an annual basis based on the latest available actuarial valuation report and recent claims experience and underwriting results. Valuation is obtained from independent licensed actuaries for the adequacy of provision for claims incurred but not reported on a periodic basis. Actuaries use appropriate actuarial valuation methods to value the liabilities to help inform the choice of the most appropriate method and to help assess the inherent estimation errors. Actuaries selected the method that gave the highest answer based on the holding company and the group's own data and increased where the benchmark gave a higher answer and weighted the valuation towards higher side.

Provision is also made for claim administration expenses in accordance with guidelines issued by Reserve Bank of Fiji.

Claims expenses represent claim payments adjusted for the movement in the outstanding claims liability.

k) Inventories

Inventories consist of medical supplies and consumables. Inventories are stated at the lower of cost and net realisable value. The cost of inventories is based on the weighted average principle and includes expenditure incurred in acquiring the inventories and bringing them to their existing location and condition. Net realisable value is the estimated selling price in the ordinary course of business, less applicable variable selling expenses.

l) Intangible Assets

Computer software is recorded at cost less accumulated amortisation and any impairment losses. Amortisation is charged on a straight line basis over their estimated useful lives. The estimated useful life and amortisation method is reviewed at the end of each financial year.

m) Investment Properties

Investment properties principally comprising freehold land and buildings are held to earn rentals and/or for capital appreciation, are measured initially at its cost including transaction costs.

Investment properties are stated in the statements of financial position at their revalued amounts, being the fair value at the date of revaluation, less any subsequent impairment losses. Revaluations are performed with sufficient regularity such that the carrying amounts do not differ materially from those that would be determined using fair values at the end of each reporting period.

n) Leases

The holding company and the group has applied IFRS 16 using the modified retrospective approach and therefore the comparative information has not been restated and continues to be reported under IAS 17 and IFRIC 4. The details of accounting policies under IAS 17 and IFRIC 4 are disclosed separately if they are different from those under IFRS 16 and the impact of changes is disclosed in Note 2(g).

FijiCare Insurance Limited and Subsidiary Company Notes to the Financial Statements [Cont'd] for the Year Ended 31 December 2019

NOTE 3. SUMMARY OF SIGNIFICANT ACCOUNTING POLICIES (CONT'D)

(n) Leases (Cont'd)

Policy applicable from 1 January 2019

At inception of a contract, the holding company and the group assesses whether a contract is, or contains, a lease. A contract is, or contains, a lease if the contract conveys the right to control the use of an identified asset for a period of time in exchange for consideration. To assess whether a contract conveys the right to control the use of an identified asset, the holding company and the group assesses whether:

- the contract involves the use of an identified asset – this may be specified explicitly or implicitly, and should be physically distinct or represent substantially all of the capacity of a physically distinct asset. If the supplier has a substantive substitution right, then the asset is not identified;
- the holding company and the group has the right to obtain substantially all of the economic benefits from use of the asset throughout the period of use; and
- the holding company and the group has the right to direct the use of the asset. The holding company and the group has this right when it has the decision-making rights that are most relevant to changing how and for what purpose the asset is used. In rare cases where the decision about how and for what purpose the asset is used is predetermined, the holding company and the group has the right to direct the use of the asset if either:
 - the holding company and the group has the right to operate the asset; or
 - the holding company and the group designed the asset in a way that predetermines how and for what purpose it will be used.

This policy is applied to contracts entered into, or changed, on or after 1 January 2019. At inception or on reassessment of a contract that contains a lease component, the holding company and the group allocates the consideration in the contract to each lease component on the basis of their relative stand-alone prices. However, for the leases of land and buildings in which it is a lessee, the holding company and the group has elected not to separate non-lease components and account for the lease and non-lease components as a single lease component.

Policy applicable as a lessee

The holding company and the group recognises a right-of-use asset and a lease liability at the lease commencement date. The right-of-use asset is initially measured at cost, which comprises the initial amount of the lease liability adjusted for any lease payments made at or before the commencement date, plus any initial direct costs incurred and an estimate of costs to dismantle and remove the underlying asset or to restore the underlying asset or the site on which it is located, less any lease incentives received.

The right-of-use asset is subsequently depreciated using the straight-line method from the commencement date to the earlier of the end of the useful life of the right-of-use asset or the end of the lease term. The estimated useful lives of right-of-use assets are determined on the same basis as those of property and equipment. In addition, the right-of-use asset is periodically reduced by impairment losses, if any, and adjusted for certain re-measurements of the lease liability.

The lease liability is initially measured at the present value of the lease payments that are not paid at the commencement date, discounted using the interest rate implicit in the lease or, if that rate cannot be readily determined, the holding company and the group's incremental borrowing rate. Generally, the holding company and the group uses its incremental borrowing rate as the discount rate.

FijiCare Insurance Limited and Subsidiary Company Notes to the Financial Statements [Cont'd] for the Year Ended 31 December 2019

NOTE 3. SUMMARY OF SIGNIFICANT ACCOUNTING POLICIES (CONT'D)

(n) Leases (Cont'd)

Policy applicable as a lessee (Cont'd)

Lease payments included in the measurement of the lease liability comprise the following:

- fixed payments, including in-substance fixed payments;
- variable lease payments that depend on an index or a rate, initially measured using the index or rate as at the commencement date;
- amounts expected to be payable under a residual value guarantee; and
- the exercise price under a purchase option that the holding company and the group is reasonably certain to exercise, lease payments in an optional renewal period if the holding company and the group is reasonably certain to exercise an extension option, and penalties for early termination of a lease unless the holding company and the group is reasonably certain not to terminate early.

The lease liability is measured at amortised cost using the effective interest method. It is re-measured when there is a change in future lease payments arising from a change in an index or rate, if there is a change in the holding company and the group's estimate of the amount expected to be payable under a residual value guarantee, or if the holding company and the group changes its assessment of whether it will exercise a purchase, extension or termination option.

When the lease liability is re-measured in this way, a corresponding adjustment is made to the carrying amount of the right-of-use asset, or is recorded in profit or loss if the carrying amount of the right-of-use asset has been reduced to zero.

Short-term leases and leases of low-value assets

The holding company and the group has elected not to recognise right-of-use assets and lease liabilities for short-term leases that have a lease term of 12 months or less and leases of low-value assets. The holding company and the group recognises the lease payments associated with these leases as an expense on a straight-line basis over the lease term. Assets held under other leases were classified as operating leases and were not recognised in the holding company and the group's statement of financial position. Payments made under operating leases were recognised in profit or loss on a straight-line basis over the term of the lease. Lease incentives received were recognised as an integral part of the total lease expense, over the term of the lease.

Policy applicable as a lessor

When the holding company and the group acts as a lessor, it determines at lease inception whether each lease is a finance lease or an operating lease.

To classify each lease, the holding company and the group makes an overall assessment of whether the lease transfers substantially all of the risks and rewards incidental to ownership of the underlying asset. If this is the case, then the lease is a finance lease; if not, then it is an operating lease. As part of this assessment, the holding company and the group considers certain indicators such as whether the lease is for the major part of the economic life of the asset.

FijiCare Insurance Limited and Subsidiary Company Notes to the Financial Statements [Cont'd] for the Year Ended 31 December 2019

NOTE 3. SUMMARY OF SIGNIFICANT ACCOUNTING POLICIES (CONT'D)

(n) Leases (Cont'd)

Policy applicable as a lessor (cont'd)

When the holding company and the group is an intermediate lessor, it accounts for its interests in the head lease and the sub-lease separately. It assesses the lease classification of a sub-lease with reference to the right-of-use asset arising from the head lease, not with reference to the underlying asset. If a head lease is a short-term lease to which the holding company and the group applies the exemption described above, then it classifies the sub-lease as an operating lease. If an arrangement contains lease and non-lease components, the holding company and the group applies IFRS 15 to allocate the consideration in the contract.

The holding company and the group recognises lease payments received under operating leases as income on a straight-line basis over the lease term as part of 'other income'.

The accounting policies applicable to the holding company and the group as a lessor in the comparative period were not different from IFRS 16. However, when the holding company and the group was an intermediate lessor the sub-leases were classified with reference to the underlying asset.

Policy applicable before 1 January 2019

Leases are classified as finance leases whenever the terms of the lease transfer substantially all the risks and rewards of ownership to the lessee. All other leases are classified as operating leases.

Group as lessor

Rental income from operating leases is recognised on a straight-line basis over the term of the relevant lease. Initial indirect costs incurred in negotiating and arranging an operating lease are added to the carrying amount of the leased asset and recognised on a straight-line basis over the lease term.

Group as a lessee

Operating lease payments are recognised as an expense on a straight-line basis over the lease term, except where another systematic basis is more representative of the time pattern in which economic benefits from the leased asset are consumed.

o) Segment Reporting

Operating Segment

An operating segment is a component of the group which may earn revenues and incur expenses and the operating results are regularly reviewed by the group's chief operating decision maker to make decisions about resources to be allocated to the segment and assess its performance.

Geographic Segment

A geographical segment constitutes the provision of products or services within a particular economic environment that are subject to risks and return that are different from those of segments operating in other economic environments. The group operates in Fiji and Vanuatu.

FijiCare Insurance Limited and Subsidiary Company Notes to the Financial Statements [Cont'd] for the Year Ended 31 December 2019

NOTE 3. SUMMARY OF SIGNIFICANT ACCOUNTING POLICIES (CONT'D)

p) Property, Plant and Equipment

Plant and equipment are stated at historical cost less accumulated depreciation and impairment loss. Historical cost includes expenditure that is directly attributable to the acquisition and installation of the items.

Freehold land and buildings are stated at fair value, less any subsequent accumulated depreciation and impairment losses. Any accumulated depreciation at the date of revaluation is eliminated against the gross carrying amount of the asset, and the net amount is restated to the revalued amount of the asset. Any revaluation increase arising on the revaluation of such property is credited as other comprehensive income in the statements of profit or loss and other comprehensive income and recorded as revaluation reserve in the statements of changes in equity. Decreases that offset previous increases of the same asset are charged against other comprehensive income and revaluation reserves in the equity; all other decreases are charged as expense in the statements of profit or loss. On the subsequent sale or retirement of a revalued property, the attributable revaluation surplus remaining in the asset revaluation reserve is transferred to retained earnings.

Subsequent costs are included in the asset's carrying amount or recognised as a separate asset, as appropriate, only when it is probable that future economic benefits associated with the item will flow to the group and the cost of the item can be measured reliably. The carrying amount of the replaced part is de-recognised. All other repairs and maintenance are charged to the statements of profit or loss during the financial period in which they are incurred.

Depreciation is provided on property, plant and equipment, including buildings but excluding freehold land. Depreciation is calculated on a straight-line basis so as to write off the net cost or other revalued amount of each asset over its expected useful life to its estimated residual value. The estimated useful lives, residual values and depreciation method is reviewed at the end of each annual reporting period.

Freehold land is not depreciated. Depreciation on other assets is calculated on a straight-line basis over their estimated useful lives using the following rates:

Buildings	2.5%
Furniture, fittings and office equipment	10% - 40%
Motor vehicles	20%

An asset's carrying amount is written down immediately to its recoverable amount if the asset's carrying amount is greater than its estimated recoverable amount.

Gains and losses on disposals are determined by comparing the proceeds with the carrying amount and are taken into account in determining the results for the year.

q) Provision for Employee Entitlements

Wages and salaries

Liabilities for wages and salaries expected to be settled within 12 months of the reporting date are accrued up to the reporting date.

Long service leave

The liability for long service leave is recognised in the provision for employee benefits and measured as the present value of expected future payments to be made in respect of services provided by employees up to the reporting date. Consideration is given to expected future wage and salary levels, experience of employee departures and periods of service. Expected future payments are discounted using market yields at the reporting date on government bonds with terms to maturity and currency that match, as closely as possible, the estimated future cash outflows.

FijiCare Insurance Limited and Subsidiary Company Notes to the Financial Statements [Cont'd] for the Year Ended 31 December 2019

NOTE 3. SUMMARY OF SIGNIFICANT ACCOUNTING POLICIES (CONT'D)

q) Provision for Employee Entitlements (Cont'd)

Annual leave

The liability for annual leave is recognised in the provision for employee benefits. Liabilities for annual leave are expected to be settled within 12 months of the reporting date and are measured at their nominal values using the remuneration rate expected to apply at the time of settlement.

Bonus plans

The company's under the group pay bonuses to employees based on performance of the group and achievement of individual objectives by the employees. The group accrues bonus where contractually obliged or where there is a past practice, subject to performance evaluation.

Defined contribution plans

Contributions to Fiji National Provident Fund are expensed when incurred.

r) Reinsurance Contracts

The holding company and the group cedes insurance risk in the normal course of business for most categories of its insurance policies. Recoverable amounts are estimated in a manner consistent with the outstanding claims provision and/or reinsurance contract terms.

Ceded reinsurance arrangements do not relieve the holding company and the group from its obligation to policyholders.

s) Finance income and finance costs

The holding company and group's finance income and finance costs include:

- interest income on advances;
- bank and loan administration charges;
- impairment losses (and reversals) on investments in debt securities carried at amortised cost; and Interest income or expense is recognised using the effective interest method. The 'effective interest rate' is the rate that exactly discounts estimated future cash payments or receipts through the expected life of the financial instrument to:
- the gross carrying amount of the financial asset; or
- the amortised cost of the financial liability.

In calculating interest income and expense, the effective interest rate is applied to the gross carrying amount of the asset (when the asset is not credit-impaired) or to the amortised cost of the liability. However, for financial assets that have become credit-impaired subsequent to initial recognition, interest income is calculated by applying the effective interest rate to the amortised cost of the financial asset. If the asset is no longer credit-impaired, then the calculation of interest income reverts to the gross basis.

t) Fair value measurement

'Fair value' is the price that would be received to sell an asset or paid to transfer a liability in an orderly transaction between market participants at the measurement date in the principal or, in its absence, the most advantageous market to which the holding company and the group has access at that date. The fair value of a liability reflects its non-performance risk.

FijiCare Insurance Limited and Subsidiary Company Notes to the Financial Statements [Cont'd] for the Year Ended 31 December 2019

NOTE 3. SUMMARY OF SIGNIFICANT ACCOUNTING POLICIES (CONT'D)

t) Fair value measurement (cont'd)

When one is available, the holding company and the group measures the fair value of an instrument using the quoted price in an active market for that instrument. A market is regarded as active if transactions for the asset or liability take place with sufficient frequency and volume to provide pricing information on an ongoing basis.

If there is no quoted price in an active market, then the holding company and the group uses valuation techniques that maximise the use of relevant observable inputs and minimise the use of unobservable inputs. The chosen valuation technique incorporates all of the factors that market participants would take into account in pricing a transaction.

If an asset or a liability measured at fair value has a bid price and an ask price, then the holding company and the group measures assets and long positions at a bid price and liabilities and short positions at an ask price.

The best evidence of the fair value of a financial instrument on initial recognition is normally the transaction price – i.e. the fair value of the consideration given or received. If the holding company and the group determines that the fair value on initial recognition differs from the transaction price and the fair value is evidenced neither by a quoted price in an active market for an identical asset or liability nor based on a valuation technique for which any unobservable inputs are judged to be insignificant in relation to the measurement, then the financial instrument is initially measured at fair value, adjusted to defer the difference between the fair value on initial recognition and the transaction price. Subsequently, that difference is recognised in profit or loss on an appropriate basis over the life of the instrument but no later than when the valuation is wholly supported by observable market data or the transaction is closed out.

u) Revenue Recognition

The holding company and the group receives premium income from policyholders as compensation for underwriting insurance risks. The holding company and the group recognises revenue at an amount that reflects the consideration to which it expects to be entitled in exchange for underwriting those insurance risks, using a five-step model for each revenue stream as prescribed in IFRS 15. The five-step model is as follows:

- Identification of the contract;
- Identification of separate performance obligations for each good or service;
- Determination of the transaction price;
- Allocation of the price to performance obligations; and
- Recognition of revenue.

Revenue recognition with respect to the holding company and the group's specific business activities are as follows:

- i. Premium revenue comprises amounts charged to policyholders (direct premium) for insurance contracts. Premium is recognised as earned on a proportionate basis over the period for which cover is provided using the 365 days pro-rata method. The unearned portion of premium is recognised as an unearned premium liability on the statements of financial position.
- ii. Revenue from medical clinics and medical centre is recognised upon the delivery of service to patients.
- iii. Dividend income from investments is recognised when the right to receive dividend is established.

FijiCare Insurance Limited and Subsidiary Company Notes to the Financial Statements [Cont'd] for the Year Ended 31 December 2019

NOTE 3. SUMMARY OF SIGNIFICANT ACCOUNTING POLICIES (CONT'D)

u) Revenue Recognition (Cont'd)

Revenue recognition with respect to the holding company and the group's specific business activities are as follows:

- iv. Revenue from rendering of management services are recognised upon rendering of services.
- v. Revenue from rendering of management services are recognised upon rendering of services.
- vi. Rental income is recognised on an accrual basis. Rental income represents income earned from renting out of building space and is stated net of Value Added Tax.
- vii. Interest income is recognised on a time-proportion basis using the effective interest method.

v) Share Capital

Ordinary shares are classified as equity. Incremental costs directly attributable to the issue of new shares or options are shown in equity as a deduction, net of tax, from the proceeds.

w) Trade Receivables

Trade receivables are recognised initially at fair value and subsequently measured at amortised cost using the effective interest method, less allowance for doubtful debts. An allowance for doubtful debts of trade receivables is established when there is objective evidence that the group will not be able to collect all amounts due according to the original terms of the receivables.

Allowance is made on a specific debtor level. Significant financial difficulties of the debtors and default or delinquency in payments are considered indicators that a specific debtor balance is assessed to be doubtful. Doubtful debts assessed at a collective level is based on past experience and data in relation to actual write-offs.

Subsequent recoveries of amounts previously written off are credited in the statements of profit or loss and other comprehensive income.

Significant financial difficulties of the debtor, probability that the debtor will enter bankruptcy or financial re-organisation, and default or delinquency in payments are considered indicators that a specific debtor balance is assessed to be doubtful. The carrying amount of the asset is reduced through the use of an allowance account, and the amount of the loss is recognised in the statements of profit or loss and other comprehensive income within administration and operating expenses. When a trade receivable is uncollectible, it is written off against the allowance account for trade receivables. Subsequent recoveries of amounts previously written off are credited in the statements of profit or loss and other comprehensive income.

x) Trade and Other Payables

Trade and other payables are recognised when the group becomes obliged to make future payments resulting from the purchase of goods and services.

Trade payables are recognised initially at fair value and subsequently measured at amortised cost using the effective interest method.

FijiCare Insurance Limited and Subsidiary Company Notes to the Financial Statements [Cont'd] for the Year Ended 31 December 2019

NOTE 3. SUMMARY OF SIGNIFICANT ACCOUNTING POLICIES (CONT'D)

y) Value Added Tax (VAT)

Revenues, expenses, assets and liabilities are recognised net of the amount of Value Added Tax (VAT), except:

- i. Where the amount of VAT incurred is not recoverable from the taxation authority, it is recognised as part of the cost of acquisition of the asset or as part of an item of expense; and
- ii. For trade receivables and trade payables which are recognised inclusive of VAT.

The amount of VAT recoverable from, or payable to, the taxation authority is included as part of receivables or payables. The VAT component of cash flows arising from operating and investing activities which is recoverable from or payable to, the taxation authority is classified as operating cash flows.

NOTE 4. CRITICAL ACCOUNTING ESTIMATES AND JUDGMENTS

In application of the group's accounting policies, which are described in Note 3, the directors and the management are required to make judgments, estimates and assumptions about the carrying amounts of assets and liabilities that are not readily apparent from other sources. The estimates and associated assumptions are based on historical experience and other factors that are considered to be relevant. Actual results may differ from these estimates.

Estimates and judgments are continually evaluated and are based on historical experience and other factors, including expectations of future events that are believed to be reasonable under the circumstances. Revisions to accounting estimates are recognised in the period in which the estimate is revised if the revision affects only that period or in the period of revision and future periods if the revision affects both current and future periods.

The group makes estimates and assumptions concerning the future. The resulting accounting estimates will, by definition, seldom equal the related actual results. The estimates and assumptions that have a significant risk of causing material adjustment to the carrying amounts of assets and liabilities within the next financial year and in future are have been disclosed under the following notes to the financial statements:

Note 3(j)(iv) - Provision for outstanding claims

Note 3 (j)(iv) - Actuarial valuation – claims incurred but not reported

Note 3(t) - Fair value measurement

Note 3(w) - Impairment of accounts receivable

Note 3(h) - Impairment of property, plant and equipment and investment properties

FijiCare Insurance Limited and Subsidiary Company Notes to the Financial Statements [Cont'd] for the Year Ended 31 December 2019

NOTE 5. REVENUE

	Consolidated		Holding Company	
	2019 \$	2018 \$	2019 \$	2018 \$
Gross written premium	33,786,946	27,725,412	30,777,808	24,599,515
Reinsurance premium	(764,035)	(738,254)	(394,513)	(361,648)
	33,022,911	26,987,158	30,383,295	24,237,867
Unearned premium, net movement	(1,192,328)	(5,469,964)	(1,608,884)	(4,958,821)
	31,830,583	21,517,194	28,774,411	19,279,046
Income from medical clinic and medical centre	-	96,529	-	-
Total revenue, net	31,830,583	21,613,723	28,774,411	19,279,046

NOTE 6. COMMISSION EXPENSE

Commission expense	3,047,839	2,133,347	2,677,711	1,912,823
--------------------	-----------	-----------	-----------	-----------

NOTE 7. OTHER REVENUE

Dividend income	64,596	66,179	564,596	126,179
Gain on sale of motor vehicle	35,612	-	25,787	-
Interest income	647,081	307,373	562,788	283,548
Management fees	-	5,400	87,800	101,400
Rental income	89,790	67,824	89,790	85,274
Fair value gain on equity investments, net	1,303,302	622,823	1,303,302	622,823
Gain on sale of shares in Yatu Lau Company Limited, net	-	50,109	-	50,109
Grant income (a)	326,564	8,000	326,564	8,000
Unrealised exchange gain, net	-	24,872	-	33,363
Miscellaneous income, net	28,451	31,238	30,890	31,238
Total other revenue, net	2,495,396	1,183,818	2,991,517	1,341,934

- a. The holding company entered into a grant agreement with United Nations Capital Development Fund for receipt of grant relating to Micro Insurance Project. The Micro Insurance Project intends to provide applicable citizens with term life and non-life insurance covers. The holding company upgraded its Software, IT Infrastructure and provided awareness to the people of Fiji about insurance and its benefit.

NOTE 8. INCOME TAX

Income Tax Rate

Income tax expense for the year ended 31 December 2019 has been computed using tax rate of 10% for the holding company, 20% for the former subsidiary, FijiCare Medical Centre Pte Limited and 0% for the subsidiary company, Van-Care Insurance Limited. Deferred tax assets and liabilities have been computed using tax rate of 10% for the holding company.

FijiCare Insurance Limited and Subsidiary Company Notes to the Financial Statements [Cont'd] for the Year Ended 31 December 2019

NOTE 8. INCOME TAX (CONT'D)

	Consolidated		Holding Company	
	2019 \$	2018 \$	2019 \$	2018 \$
a) Income tax expense				
The prima facie income tax payable on profit is reconciled to the income tax expense as follows:				
Profit before income tax	4,626,820	3,682,590	3,981,549	2,959,510
Prima facie income tax expense	398,155	289,525	398,155	295,951
Tax effect of:				
Non-taxable income	(186,790)	(79,988)	(186,790)	(79,988)
Non-deductible expenses	13,224	15,918	13,224	15,166
Over provision of income tax in prior year	(2,677)	(1,832)	(2,677)	(1,832)
Income tax expense	221,912	223,623	221,912	229,297
Income tax expense comprises movement in:				
Current tax liabilities	231,058	216,503	231,058	223,627
Deferred tax assets	(4,579)	2,689	(4,579)	1,371
Deferred tax liability	(4,567)	4,431	(4,567)	4,299
	221,912	223,623	221,912	229,297

b) Current tax assets / (liabilities)

Movements during the year were as follows:

Balance at the beginning of the year	(110,538)	94,906	(110,538)	94,300
Tax liability for the current year	(231,058)	(216,503)	(231,058)	(223,627)
Adjustment upon disposal of subsidiary	-	(7,730)	-	-
Advance taxes paid during the year	309,056	-	309,056	-
Transfer from Vat Account	6,986	-	6,986	-
Tax deducted at source – resident interest withholding tax	34,297	18,789	34,297	18,789
Balance at the end of the year	8,743	(110,538)	8,743	(110,538)

c) Deferred tax assets

Deferred tax assets comprise the estimated future benefit at future income tax rate in respect to the following:

Difference between Right of Use Asset and Lease Liabilities	1,060	-	1,060	-
Allowance for doubtful debts	5,000	5,000	5,000	5,000
Provision for employee entitlements	18,445	14,926	18,445	14,926
Total deferred tax assets	24,505	19,926	24,505	19,926

FijiCare Insurance Limited and Subsidiary Company Notes to the Financial Statements [Cont'd] for the Year Ended 31 December 2019

NOTE 8. INCOME TAX (CONT'D)

	Consolidated		Holding Company	
	2019 \$	2018 \$	2019 \$	2018 \$
d) Deferred tax liabilities				
Deferred tax liabilities comprise the estimated future expense at future income tax and capital gains tax rate in respect to the following:				
Difference in cost base of investment properties and plant and equipment for accounting and income tax purposes	135,560	136,791	135,560	136,791
Unrealized gain on investment in unlisted shares	6,509	6,509	6,509	6,509
Unrealized exchange gain	-	3,336	-	3,336
	142,069	146,636	142,069	146,636

NOTE 9. TRADE AND OTHER RECEIVABLES

Current

Trade receivables (a)	10,152,647	8,212,142	10,152,213	7,950,468
Less: allowance for doubtful debts	(50,000)	(99,437)	(50,000)	(50,000)
	10,102,647	8,112,795	10,102,213	7,900,468
Receivable from VanCare Insurance Limited (b)	-	-	473,372	264,837
Receivable from Premium Holdings Pte Limited (c)	78,080	61,800	78,080	61,800
Other advances (d)	35,060	12,458	35,060	12,458
Prepayments	120,956	45,596	118,933	39,403
Deposits	38,100	37,733	31,870	31,301
Other receivables	894,432	421,656	872,360	401,179
Total current trade and other receivables, net	11,269,275	8,692,038	11,711,888	8,711,446

Non-current

Other advances (d)	189,014	105,833	189,014	105,833
Other receivables	24,593	60,749	24,593	60,749
Total non-current trade and other receivables	213,607	166,582	213,607	166,582

- Trade receivables principally comprise of premium amounts outstanding from policyholders. Trade receivables are non-interest bearing and generally settled on 30 – 60 days term.
- Receivable from VanCare Insurance Limited is in relation to reimbursement of expenses paid on behalf of VanCare Insurance Limited, management fees, interest and reinsurance premium income. Balance is subject to interest and repayable on demand.
- Receivable from director related entity, Premium Holdings Pte Limited, relates to rent and management fees for the months of July to December 2019 and other balances.
- Other advances are secured and subject to interest and principal amount is repayable by 2022.

FijiCare Insurance Limited and Subsidiary Company Notes to the Financial Statements [Cont'd] for the Year Ended 31 December 2019

NOTE 10. FINANCIAL ASSETS

	Consolidated		Holding Company	
	2019	2018	2019	2018
(a) Held-to-maturity investments	\$	\$	\$	\$
Current				
Term investments with commercial banks and financial institutions	12,544,740	9,801,194	11,358,866	8,622,808
Non-current				
Term investments with commercial banks and financial institutions	398,344	197,668	200,000	-

(b) Financial assets at fair value through profit or loss

Equity Investments

Investments in listed companies	3,724,277	2,093,474	3,724,277	2,093,474
Investments in unlisted companies	89,701	89,701	89,701	89,701
	3,813,978	2,183,175	3,813,978	2,183,175

Reconciliation of financial assets at fair value through profit or loss

Balance at 1 January	2,183,175	2,063,472	2,183,175	2,063,472
Add: Fair value gain on investment in listed / unlisted companies, net	1,303,302	622,823	1,303,302	622,823
Less: Disposal of investment in listed / unlisted companies, net	-	(620,120)	-	(620,120)
Add: Purchase of financial assets at fair value through profit or loss	327,501	117,000	327,501	117,000
Balance at 31 December	3,813,978	2,183,175	3,813,978	2,183,175

(c) Investment in subsidiary company (Note 26)

Investment in VanCare Insurance Limited	-	-	609,921	609,921
	-	-	609,921	609,921

NOTE 11. DEFERRED COSTS

Deferred commission expenses

Total deferred costs	1,182,106	1,199,996	1,073,696	1,066,430
----------------------	-----------	-----------	-----------	-----------

FijiCare Insurance Limited and Subsidiary Company Notes to the Financial Statements [Cont'd] for the Year Ended 31 December 2019

NOTE 12. INVESTMENT PROPERTIES

	Freehold Land	Building	Total
	(\$)	(\$)	(\$)
Gross carrying amount			
Balance at 1 January 2018	680,000	1,415,000	2,095,000
Transfer from property, plant and equipment upon disposal of subsidiary (i)	165,000	310,000	475,000
Balance at 31 December 2018	845,000	1,725,000	2,570,000
Balance at 31 December 2019	845,000	1,725,000	2,570,000

- i. Upon disposal of shares in subsidiary, investment property rented to the former subsidiary company, FijiCare Medical Centre Pte Limited has been re-grouped from property, plant and equipment to investment properties.

In December 2017, land and buildings were revalued by the directors based on independent valuation by registered valuer. The valuation methodology adopted by the valuer were Market Value Method.

The investment properties were valued at \$2,570,000. The group uses valuation techniques that include valuation assessment and estimates based on observable and non-observable market data and observable internal financial data to estimate the fair value of investment properties. The directors believe that that chosen valuation techniques and assumption used were appropriate in determining the fair value of investment properties. The directors believe that the fair value of investment properties have not significantly increased from fair values as at 31 December 2017.

FijiCare Insurance Limited and Subsidiary Company Notes to the Financial Statements [Cont'd] for the Year Ended 31 December 2019

NOTE 13. PROPERTY, PLANT AND EQUIPMENT

	Consolidated							Total (\$)
	Land (\$)	Buildings (\$)	Leasehold improvement (\$)	Furniture, fittings and office equipment (\$)	Motor vehicles (\$)	Work in progress (\$)		
Gross carrying amount								
Balance at 1 January 2018	165,000	310,000	-	665,262	205,177	-	-	1,345,439
Additions	-	-	-	236,253	119,822	20,989	-	377,064
Transfer to investment property (Note 12 (i))	(165,000)	(310,000)	-	-	-	-	-	(475,000)
Disposals	-	-	-	(150,686)	-	-	-	(150,686)
Balance at 31 December 2018	-	-	-	750,829	324,999	20,989	-	1,096,817
Additions	-	-	-	189,942	-	-	-	189,942
Transfer	-	-	20,989	-	-	(20,989)	-	-
Disposals	-	-	-	-	(33,826)	-	-	(33,826)
Balance at 31 December 2019	-	-	20,989	940,771	291,173	-	-	1,252,933
Accumulated depreciation								
Balance at 1 January 2018	-	-	-	574,268	129,799	-	-	704,067
Depreciation expense	-	-	-	42,408	31,473	-	-	73,881
Disposals	-	-	-	(134,786)	-	-	-	(134,786)
Balance at 31 December 2018	-	-	-	481,890	161,272	-	-	643,162
Depreciation expense	-	-	525	129,550	43,682	-	-	173,757
Disposals	-	-	-	-	(18,306)	-	-	(18,306)
Balance at 31 December 2019	-	-	525	611,440	186,648	-	-	798,613
Net book value								
As at 31 December 2018	-	-	-	268,939	163,727	20,989	-	453,655
As at 31 December 2019	-	-	20,464	329,331	104,525	-	-	454,320

FijiCare Insurance Limited and Subsidiary Company Notes to the Financial Statements [Cont'd] for the Year Ended 31 December 2019

NOTE 13. PROPERTY, PLANT AND EQUIPMENT (CONT'D)

	Holding Company				
	Leasehold improvement (\$)	Furniture, fittings and office equipment (\$)	Motor vehicles (\$)	Work in progress (\$)	Total (\$)
Gross carrying amount					
Balance at 1 January 2018	-	487,909	189,936	-	677,845
Additions	-	232,909	77,330	20,989	331,228
Balance at 31 December 2018	-	720,818	267,266	20,989	1,009,073
Additions	-	168,963	-	-	168,963
Transfer	20,989	-	-	(20,989)	-
Disposal	-	-	(19,500)	-	(19,500)
Balance at 31 December 2019	20,989	889,781	247,766	-	1,158,536
Accumulated depreciation					
Balance at 1 January 2018	-	432,985	122,068	-	555,053
Depreciation expense	-	34,684	27,148	-	61,832
Balance at 31 December 2018	-	467,669	149,216	-	616,885
Depreciation expense	525	124,146	35,212	-	159,883
Disposal	-	-	(7,800)	-	(7,800)
Balance at 31 December 2019	525	591,815	176,628	-	768,968
Net book value					
As at 31 December 2018	-	253,149	118,050	20,989	392,188
As at 31 December 2019	20,464	297,966	71,138	-	389,568

NOTE 14. INTANGIBLE ASSETS

	Consolidated		Holding Company	
	2019 \$	2018 \$	2019 \$	2018 \$
Computer software	1,304,343	1,083,317	1,148,025	963,108
Less: accumulated amortisation	(1,044,915)	(967,268)	(938,480)	(884,270)
Total intangible assets, net	259,428	116,049	209,545	78,838

NOTE 15. TRADE AND OTHER PAYABLES

Capitation fees	-	17,982	-	17,982
Payable to reinsurers	519,779	556,776	519,779	556,776
Other payables and accrued liabilities	1,314,425	1,271,186	1,030,054	1,086,292
Total trade and other payables	1,834,204	1,845,944	1,549,833	1,661,050

Trade payables principally comprise amounts outstanding for reinsurance premium and on-going costs. Trade payables are non-interest bearing and generally settled on 30 - 90 days term.

FijiCare Insurance Limited and Subsidiary Company Notes to the Financial Statements [Cont'd] for the Year Ended 31 December 2019

NOTE 16. INSURANCE CONTRACT LIABILITIES

	Consolidated		Holding Company	
	2019 \$	2018 \$	2019 \$	2018 \$
Unearned premiums				
Unearned premiums as at 1 January	13,375,542	7,920,771	11,904,011	6,945,190
Movement during the year, net	1,149,559	5,454,771	1,608,883	4,958,821
Balance as at 31 December	14,525,101	13,375,542	13,512,894	11,904,011
Outstanding claims				
Gross outstanding claims as at 1 January	2,096,025	727,118	1,780,180	665,213
Movement during the year, net	546,284	1,368,907	704,939	1,114,967
Balance as at 31 December	2,642,309	2,096,025	2,485,119	1,780,180
Less: Reinsurance recoveries	130,902	130,902	130,902	130,902
Outstanding claims, net	2,511,407	1,965,123	2,354,217	1,649,278
Claims administration provision				
Claims administration provision as at 1 January	203,919	111,851	166,093	95,792
Movement during the year, net	51,108	92,068	42,678	70,301
Balance as at 31 December	255,027	203,919	208,771	166,093
Claims incurred but not reported				
Claims incurred but not reported as at 1 January	2,474,634	1,753,949	1,994,670	1,494,670
Movement during the year, net	949,408	720,685	661,449	500,000
Claims incurred but not reported, net	3,424,042	2,474,634	2,656,119	1,994,670
Catastrophic provision (a)	229,017	131,236	-	-
Total insurance contract liabilities, net	20,944,594	18,150,454	18,732,001	15,714,052

NOTE 17. EMPLOYEE ENTITLEMENTS

Provision for annual leave	105,147	81,400	94,328	74,630
Provision for severance	20,559	-	-	-
Provision for long service leave	94,824	59,141	94,824	59,141
Total employee entitlements	220,530	140,541	189,152	133,771

FijiCare Insurance Limited and Subsidiary Company Notes to the Financial Statements [Cont'd] for the Year Ended 31 December 2019

NOTE 18. SHARE CAPITAL

	Consolidated		Holding Company	
	2019 \$	2018 \$	2019 \$	2018 \$
Issued and paid up capital				
Balance as at 1 January 2019: 8,484,194 ordinary shares (2018: 8,201,171 ordinary shares)	4,826,213	4,563,002	4,826,213	4,563,002
Additional ordinary shares issued (a)	217,449	263,211	217,449	263,211
Balance as at 31 December 2019: 8,607,742 ordinary shares	5,043,662	4,826,213	5,043,662	4,826,213

(a) During the year, 123,548 additional ordinary shares at \$1.76 per share (2018: 283,023 at \$0.93 per share) were issued by way of dividend reinvestment option exercised.

NOTE 19. DIVIDENDS

Final dividend	678,736	328,047	678,736	328,047
----------------	---------	---------	---------	---------

NOTE 20. PROFIT BEFORE INCOME TAX

Profit before income tax has been determined after charging the following expenses:				
Auditor's remuneration for:				
- Audit fees	37,540	38,007	30,500	29,300
- Other services	30,235	20,561	28,406	15,600
Consultancy fees	32,336	103,302	7,769	73,863
Actuarial services	92,998	83,453	92,998	83,453
Directors' fees	66,924	48,498	44,054	22,028
FNPF contribution	184,700	145,618	171,283	135,347
Salaries, wages, training levy and allowances	1,439,229	1,196,116	1,254,464	1,072,699

NOTE 21. NOTES TO THE STATEMENTS OF CASH FLOWS

Cash on hand and at bank	5,762,556	6,450,976	2,325,970	3,933,014
Total cash and cash equivalents	5,762,556	6,450,976	2,325,970	3,933,014

b) Non-Cash Financing Activities

Dividends

During the year, the holding company declared dividends of \$678,736 out of which \$217,449 was re-invested under the dividend reinvestment option. The consideration for the dividend re-invested was issue of 123,548 shares at \$1.76 per share. These re-investment transactions are not reflected in the statements of cash flows.

FijiCare Insurance Limited and Subsidiary Company Notes to the Financial Statements [Cont'd] for the Year Ended 31 December 2019

NOTE 22. EARNINGS PER SHARE

	Consolidated	
	2019 \$	2018 \$
Profit for the year used in calculating earnings per share	4,404,908	3,435,169
Weighted average number of ordinary shares outstanding used in calculating basic earnings per share	8,545,460	8,351,600
Weighted average number of ordinary shares outstanding used in calculating diluted earnings per share	8,545,460	8,351,600
Basic earnings per share – cents	51.55	41.14
Diluted earnings per share – cents	51.55	41.14

NOTE 23. LEASE

	Group		Holding Company	
	2019 \$	2018 \$	2019 \$	2018 \$
As a lessee				
(a) Right-of-use assets				
Balance at 1 January	129,408	-	129,408	-
Additions for the year	367,172	-	367,172	-
Depreciation charge for the year	(148,669)	-	(148,669)	-
Balance at 31 December	347,911	-	347,911	-
Lease liabilities				
Maturity analysis – contractual undiscounted cash flows				
Less than one year	167,389	-	167,389	-
One to five years	214,492	-	214,492	-
Total undiscounted lease liabilities at 31 December	381,881	-	381,881	-
(b) Lease liabilities included in the statement of financial position at 31 December				
Current	151,177	-	151,177	-
Non-current	207,335	-	207,335	-
	358,512	-	358,512	-
Amounts recognised in profit or loss				
Interest on lease liabilities	23,837	-	23,837	-
Variable and short-term lease payments not included in the measurement of lease liabilities	20,718	-	-	-
	44,555	-	23,837	-
Amounts recognised in the statement of cash flows				
Total cash outflow for leases	138,068	-	138,068	-

FijiCare Insurance Limited and Subsidiary Company Notes to the Financial Statements [Cont'd] for the Year Ended 31 December 2019

NOTE 23. LEASES (CONT'D)

	Consolidated		Holding Company	
	2019 \$	2018 \$	2019 \$	2018 \$
Balance at 1 January	129,408	-	129,408	-
Changes from financing cash flows				
Payment of lease liabilities	(138,068)	-	(138,068)	-
Total changes from financing cash flows	(138,068)	-	(138,068)	-
Other changes – liability related				
New lease liabilities	367,172	-	367,172	-
Interest expense of lease liabilities	23,837	-	23,837	-
Interest paid of lease liabilities	(23,837)	-	(23,837)	-
Total liability related other changes	367,172	-	367,172	-
Balance at 31 December	358,512	-	358,512	-

NOTE 24. COMMITMENTS

a) Capital expenditure commitments as at 31 December 2019 amounted to \$Nil (2018: \$107,219).

a) Operating lease expense commitments contracted for rentals and services are as follows:

Not later than one year	46,186	209,317	25,472	209,317
Later than one year but not five years	-	55,200	-	55,200
Total operating lease expense commitments	46,186	264,517	25,472	264,517

b) Operating lease income commitments contracted for rentals are as follows:

Not later than one year	100,899	100,899	100,899	100,899
Later than one year but not five years	5,500	71,500	5,500	71,500
Total operating lease income commitments	106,399	172,399	106,399	172,399

c) The subsidiary company, VanCare Insurance Limited is committed to pay the holding company, FijiCare Insurance Limited, management fees of \$84,000 per annum.

NOTE 25. CONTINGENT LIABILITIES

Contingent liabilities exist with respect to the following:

Indemnity guarantees	750	750	750	750
Litigations (a)	56,559	56,559	56,559	56,559
Total contingent liabilities	57,309	57,309	57,309	57,309

a) The holding company is subject to certain claims arising in the ordinary course of business. On the basis of advice received from the solicitors representing the holding company and assessment carried out by the management, it is the opinion of the directors are confident that no significant liability, other than those that have been disclosed is expected to eventuate.

FijiCare Insurance Limited and Subsidiary Company Notes to the Financial Statements [Cont'd] for the Year Ended 31 December 2019

NOTE 26. INVESTMENTS IN SUBSIDIARY COMPANY

Entity	Place of Incorporation	% Owned	Investment Book Value	
			2019 (\$)	2018 (\$)
VanCare Insurance Limited	Vanuatu	100%	609,921	609,921
			609,921	609,921

NOTE 27. SEGMENT INFORMATION

(a) Operating segments

The group operates predominantly in the insurance industry and operating of medical centre.

		Medical and Health	Term Life	General Insurance	Clinic services	Group Total
		\$	\$	\$	\$	\$
Revenue	Dec 19	16,948,022	9,640,139	5,242,422	-	31,830,583
	Dec 18	10,823,155	6,132,866	4,561,173	96,529	21,613,723
Result (Revenue less allocated costs)	Dec 19	1,286,143	(1,258,417)	3,080,675	-	3,108,401
	Dec 18	150,280	1,331,101	1,767,291	(32,132)	3,216,540
Add: Unallocated - other revenue:						
Dividend income, interest income, rental income, fair value gain on equity investments and on investment properties, gain on sale of fixed assets and miscellaneous income	Dec 19					2,495,396
	Dec 18					1,183,818
Less: Unallocated – expenses and income tax	Dec 19					1,198,889
	Dec 18					941,391
Profit after income tax	Dec 19					4,404,908
	Dec 18					3,458,967

Segment assets and liabilities

Assets and liabilities cannot be reasonably allocated between the operating segments. Accordingly, this information has not been provided under segment information.

Additional information

Similarly, depreciation and other non-cash items cannot be reasonably allocated between the operating segments. Accordingly, this information has not been provided under segment information.

(b) Geographical segment

The group operates in Fiji and Vanuatu.

Revenue from Fiji and Vanuatu operations amounts to \$28,774,411 and \$3,056,172, respectively. Profit after income tax from Fiji and Vanuatu operations amounts to \$3,209,648 and \$1,195,260, respectively.

FijiCare Insurance Limited and Subsidiary Company Notes to the Financial Statements [Cont'd] for the Year Ended 31 December 2019

NOTE 28. RELATED PARTY DISCLOSURES

(a) Directors

The names of persons who were directors of the holding company at any time during the financial year are as follows:

Avinesh Raju – Chairman
 Peter McPherson
 Arivakisati Bovoro aka Tukana Bovoro (resigned on 31 December 2019)
 Dumith Fernando (appointed on 4 June 2019)

(b) Holding company transactions with related parties

Transactions with related parties during the year ended 31 December 2019 and 2018 with approximate transaction values are summarized as follows:

Related Party	Relationship	Nature of transaction	2019 (\$)	2018 (\$)
FijiCare Medical Centre Limited	Subsidiary company until 20 June 2018	Capitation and professional fees	-	70,454
		Rent income	-	17,500
		Management fees	-	12,000
VanCare Insurance Limited	Subsidiary company	Various expenses paid on behalf of the subsidiary to be reimbursed		
		Management fees	26,591	14,298
		Reinsurance premium income	77,000	84,000
			377,267	356,967
PremiumCare Medical Centre	Director related entity	Rental expense	12,680	8,724
		Management fee	5,400	5,400

(c) Amounts due to and receivable from related parties:

Appropriate disclosure of these amounts is contained in Note 9 and Note 15 to the financial statements.

(d) Ownership Interests

The ownership interests in subsidiary company is disclosed in Note 26.

(e) Key management personnel

Key management personnel are those persons having authority and responsibility for planning, directing and controlling the activities of the entity, directly or indirectly, including any director (whether executive or otherwise) of that entity.

During the year, the Managing Director, Chief Operating Officer – Vanuatu, Business Development Manager, Finance Manager, Corporate Governance Executive, Claims Manager and IT Manager were identified as key management personnel, with the greatest authority and responsibility for the planning, directing and controlling the activities of the holding company and the group.

FijiCare Insurance Limited and Subsidiary Company Notes to the Financial Statements [Cont'd] for the Year Ended 31 December 2019

NOTE 28. RELATED PARTY DISCLOSURES (CONT'D)

(e) Key management personnel (Cont'd)

The remuneration of the key management personnel during the year was as follows:

	2019	2018
	\$	\$
Salaries and other short-term employee benefits	1,102,641	931,004
Director fees – executive	45,753	13,227

NOTE 29. INSURANCE CONTRACTS RISK MANAGEMENT

A key risk from operating in the general insurance industry is the exposure to insurance risk arising from underwriting general insurance contracts. The insurance contracts transfer risk to the insurer by indemnifying the policyholders against adverse effects arising from the occurrence of specified uncertain future events. The risk is that the actual amount of claims to be paid in relation to contracts will be different to the amount estimated at the time a product was designed and priced.

The consolidated entity is exposed to this risk because the price for a contract must be set before the losses relating to the product are known. Hence the insurance business involves inherent uncertainty. The consolidated entity also faces other risks relating to the conduct of the general insurance business including financial risks.

A fundamental part of the overall risk management strategy is the effective governance and management of the risks that impact the amount, timing and uncertainty of the cash flows arising from insurance contracts.

(a) Risk management objectives and policies for mitigating insurance risk

The insurance activities primarily involve the underwriting of risks and the management of claims. A disciplined approach to risk management is adopted rather than a premium volume or market share oriented approach. It is believed this approach provides the greatest long term likelihood of being able to meet the objectives of all stakeholders, including policyholders, lenders and equity holders.

The risk management activities can be broadly separated into underwriting (acceptance and pricing risk), claims management and investment management. The objective of these risk management functions is to enhance the longer term financial performance of the overall insurance operations.

The key policies in place to mitigate risks arising from underwriting insurance contracts include the following:

- Acceptance of risk – Insurance and reinsurance policies are written in accordance with local management practices and regulations within each jurisdiction. Maximum limits are set for the acceptance of risk on an individual contract basis. Management information systems are maintained that provide up-to-date, reliable data on the risks to which the business is exposed at any point in time. Efforts are made, including plain language policy terms, to ensure there is no misalignment between what policyholders perceive will be paid when a policy is initially sold and what is actually paid when a claim is made.
- Pricing – Statistical models are used which combine historical and projected data to calculate premiums and monitor claims patterns for each class of business. The data used includes historical pricing and claims analysis for each class of business as well as current developments in the respective markets and classes of business.

FijiCare Insurance Limited and Subsidiary Company Notes to the Financial Statements [Cont'd] for the Year Ended 31 December 2019

NOTE 29. INSURANCE CONTRACTS RISK MANAGEMENT (CONT'D)

a. Risk management objectives and policies for mitigating insurance risk (Cont'd)

- Reinsurance – The use of reinsurance to limit exposure to large single claims and the accumulation of claims that arise from the same event or the accumulation of similar events. This includes the monitoring of reinsurers' credit risk to control exposure to reinsurance counterparty default.
- Claims management – Initial claim determination is managed by claims officers with the requisite degree of experience and competence with the assistance, where appropriate, or other party with specialist knowledge. It is the holding company and group's policy to respond and settle claims quickly whenever possible and to pay claims fairly, based on the policyholder's full entitlements.
- Investment management – Assets and liabilities are managed so as to effectively match the expected pattern of claims payments with the assets that are held to back insurance liabilities.

b. Terms and conditions of insurance contracts

The terms and conditions attaching to insurance contracts affect the level of insurance risk accepted. Insurance contracts are generally entered into on an annual basis and at the time of entering into a contract all terms and conditions are negotiable or, in the case of renewals, renegotiable. The majority of direct insurance contracts written are entered into on a standard form basis. Non-standard and long term policies may only be written if expressly approved by a person with appropriate delegated authority. There are no special terms and conditions in any non-standard contracts that would have a material impact on the financial statements.

c. Credit risk

Financial assets or liabilities arising from insurance contracts are presented on the statement of financial position at the amount that best represents the maximum credit risk exposure at the reporting date.

The credit risk relating to insurance contracts relates primarily to premium receivable which is due from individual policyholders and intermediaries (brokers and agents). The brokers and agents collect premium from policyholders and remit the monies to the insurer in accordance with contractual arrangements. The recoverability of premium receivable is assessed and provision is made for impairment based on objective evidence and having regard to past default experience.

d. Operational risk

Operational risk is the risk of financial loss (including lost opportunities) resulting from external events and/or inadequate or failed internal processes, people and systems to perform as required. Operational risk can have overlaps with all of the other risk categories. When controls fail, operational risks can cause damage to reputation, can have legal or regulatory implications or can lead to financial loss. The group cannot expect to eliminate all operational risks, but by initiating a rigorous control framework and by monitoring and responding to potential risks, is able to manage risks.

Operational risk is identified and assessed on an ongoing basis and the capital management strategy includes consideration of operational risk. Management and staff are responsible for identifying, assessing and managing operational risks in accordance with their roles and responsibilities.

FijiCare Insurance Limited and Subsidiary Company Notes to the Financial Statements [Cont'd] for the Year Ended 31 December 2019

NOTE 30. RISK MANAGEMENT

The group is exposed to a variety of financial risks in the normal course of business; market risk (foreign exchange risk, interest rate risk and equity price risk), credit risk and liquidity risk. The group's overall risk management programme focuses on the unpredictability of financial markets and seeks to minimise potential adverse effects on the group's financial performance.

Risk management is carried out by executive management. Executive management identifies, evaluates and monitors financial risks in close co-operation with the operating units.

(a) Market risk

Market risk is the risk that changes in the market prices, such as foreign exchange rates, interest rate and equity prices will affect the group's income or the value of its holdings of financial instruments. The objective of market risk management is to control market risk exposures within acceptable parameters while optimising the return on risk.

(i) Foreign exchange risk

The group does not have significant transactions denominated in foreign currencies, hence exposures to exchange rate fluctuations is minimal.

(ii) Interest rate risk

Interest rate risk is the risk that the value or future cash flows of a financial instrument will fluctuate because of changes in market interest rates. The exposure to interest rate risk results from the holding of financial assets and liabilities in the normal course of business.

Fixed interest rate assets and variable interest rate liabilities create exposure to fair value interest rate risk. The group mitigates interest rate risk by maintaining an appropriate mix of instruments.

(iii) Equity price risk

Equity price risk is defined as exposure to movements in investment prices /values, i.e., the dollar effect of a change in market price /value of investments. The holding company minimizes the risks by:

- a) Diversifying the investments portfolio across assets classes;
- b) Diversifying the equity and debt portfolios across sectors and securities to the prescribed limit;
- c) Proper asset (stock) selection based on relative value after a research process; and
- d) Appropriate investments limits that covers asset allocation, concentration, regional location and currency.

(b) Credit risk

Credit risk is the risk of financial loss as a result of failure by a customer or counterparty to meet its contractual obligations. Credit risk is managed at group and at individual company level.

Credit risk relating to insurance contracts is disclosed in Note 29(c).

Credit risk also arises from cash at banks and deposits with banks. Deposits are made only with reputable financial institutions which are regulated by Reserve Bank of Fiji with known sound financial standing.

The group does not have any significant credit risk exposure to any single counterparty or any group of counterparties having similar characteristics. The carrying amount of financial assets recorded in the financial statements, net of any allowances for losses, represents the group's maximum exposure to credit risk.

FijiCare Insurance Limited and Subsidiary Company Notes to the Financial Statements [Cont'd] for the Year Ended 31 December 2019

NOTE 30. RISK MANAGEMENT (CONT'D)

(c) Liquidity risk

Liquidity risk is concerned with the risk of there being insufficient cash resources to meet payment obligations without affecting the daily operations or the financial condition of the group. Liquidity facilitates the ability to meet expected and unexpected requirements for cash. The liquidity position is derived from operating cash flows, investment portfolios and access to outside sources of liquidity such as bank, reinsurance arrangements and other sources.

Sound liquidity risk management implies maintaining sufficient cash and marketable securities, the availability of funding through an adequate amount of committed credit facilities and the ability to close-out market positions. The nature of insurance activities means that the timing and amount of cash flows are uncertain. Management of liquidity risk includes asset and liability management strategies. The assets held to back insurance liabilities consist predominantly of held-to-maturity investments. The assets are managed so as to effectively match the maturity profile of the assets with the expected pattern of claims payments. The group manages liquidity risk by maintaining adequate reserves, banking facilities and reserve borrowing facilities by continuously monitoring forecast and actual cash flows.

(d) Other risk

(i) Regulatory risk

The group's profitability can be impacted by regulatory agencies established which govern the business sector in Fiji. Specifically, financial transactions are monitored by Reserve Bank of Fiji (RBF) and Reserve Bank of Vanuatu (RBV), and as an authorised underwriter of insurance risks, the group is subject to licence and regulatory control by RBF and RBV. The salaries and wages payable to workers are subject to the Wages Regulations 2017 and the Employment Relations Act.

NOTE 31. MATURITY ANALYSIS

The following analysis of monetary assets and liabilities as at 31 December 2019 and 2018 is based on contractual terms.

	31 December 2019 – Consolidated				
	At call	1 day to 3 months	Over 3 months to 1 year	Over 1 year to 5 years	Total
	\$	\$	\$	\$	\$
Assets					
Cash on hand and at bank	5,762,556	-	-	-	5,762,556
Trade and other receivables	-	10,812,395	456,880	213,607	11,482,882
Financial assets at fair value through profit or loss	-	-	3,813,978	-	3,813,978
Held-to maturity investments	-	-	12,544,740	398,344	12,943,084
Current tax asset	-	-	8,743	-	8,743
	<u>5,762,556</u>	<u>10,812,395</u>	<u>16,824,341</u>	<u>611,951</u>	<u>34,011,243</u>
Liabilities					
Trade and other payables	-	1,834,204	-	-	1,834,204
Insurance contract liabilities, net of unearned premium	-	6,419,493	-	-	6,419,493
	<u>-</u>	<u>8,253,697</u>	<u>-</u>	<u>-</u>	<u>8,253,697</u>

FijiCare Insurance Limited and Subsidiary Company Notes to the Financial Statements [Cont'd] for the Year Ended 31 December 2019

	31 December 2018 – Consolidated				
	At call	1 day to 3 months	Over 3 months to 1 year	Over 1 year to 5 years	Total
	\$	\$	\$	\$	\$
Assets					
Cash on hand and at bank	6,450,976	-	-	-	6,450,976
Trade and other receivables	-	8,654,305	37,733	166,582	8,858,620
Financial assets at fair value through profit or loss	-	-	2,183,175	-	2,183,175
Held-to maturity investments	-	219,579	9,581,615	197,668	9,998,862
	6,450,976	8,873,884	11,802,523	364,250	27,491,633
Liabilities					
Trade and other payables	-	1,845,944	-	-	1,845,944
Insurance contract liabilities, net of unearned premium	-	4,774,912	-	-	4,774,912
Current tax liability	-	-	110,538	-	110,538
	-	6,620,856	110,538	-	6,731,394

NOTE 32. EVENTS SUBSEQUENT TO BALANCE DATE

The novel coronavirus (COVID-19) outbreak which developed subsequent to the year end, presents a significant challenge for Fiji, Vanuatu and the entire world. The impact of the coronavirus outbreak on public life and the economies in Fiji and Vanuatu are expected to affect the overall operations of the holding company and the group including its liquidity and cash flows for 2020 financial year. While this is expected to have a negative impact on the financial performance of the holding company and the group in 2020, the holding company and the group cannot quantify the magnitude and duration of such impact at this time given the fluidity of the situation. The holding company and the group continues to monitor and assess its business operations daily, and will undertake actions as appropriate. In connection with the COVID-19 outbreak, the holding company and the group has implemented precautionary measures and protocols and also made different alternative arrangements and strategies under different scenarios to minimize the disruptions to its day to day operations and continue with its business as usual.

In the event, the situation becomes worse and have prolonged negative impacts to day to day operations of the business and Fiji and Vanuatu economies, the holding company and the group may not be able to realize the carrying values of their assets and liabilities recorded in books as at 31 December 2019 at their recorded values, and adjustments may be required in the 2020 financial year in relation to these added risks and material uncertainties. At this stage, the financial statements do not reflect uncertain financial implications, if any, that may potentially arise from this situation.

Apart of the above, no other matters or circumstances have arisen since the end of the financial year which would require adjustments to, or disclosure in the financial statements.

NOTE 33. APPROVAL OF FINANCIAL STATEMENTS

The financial statements were approved by the board of directors and authorised for issue on 31st March 2020..

Directory

DIRECTORS



Avi Raju



Peter McPherson



Tukana Bovoro



Dumith Fernando

SECRETARY



Victor Robert

AUDITORS



Chartered Accountants

BANKERS



Solicitors



REGISTERED OFFICE

Head Office - Suva

FijiCare Insurance Limited
 Level 9, FNPF Place,
 343-359 Victoria Parade, Suva, Fiji.
 PO Box 15808, Suva, Fiji.
 Phone: 3302 717 | Fax : 3302 119
 fjjicare@connect.com.fj
 www.fjjicare.com.fj

Lautoka Office

FijiCare Insurance Limited
 Ground Floor, Canegrowers Building,
 75 Drasa Avenue, Lautoka, Fiji.
 Phone: 666 0200
 marihilda@fjjicare.com.fj
 chaya@fjjicare.com.fj
 www.fjjicare.com.fj

SHARE REGISTER

Central Share Registry Pte Limited
 Shop 1 and 11, Sabrina Building,
 Victoria Parade, Suva.
 GPO Box 11689
 Suva, Fiji.

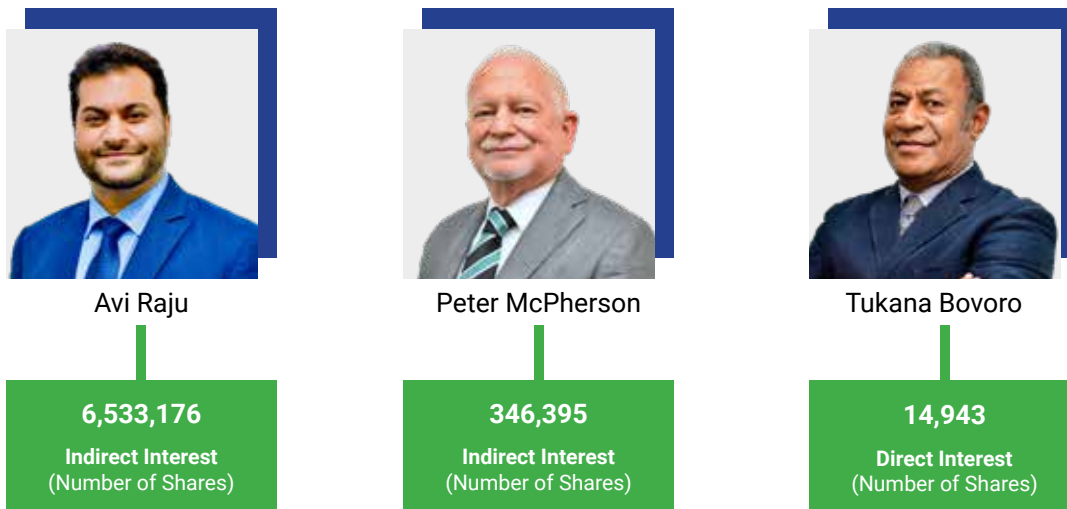
The background is a dark blue gradient with a green diagonal stripe in the top-left and bottom-right corners. It features a circular arrangement of faint icons: a family, a construction worker, a house, a car, a person with a heart rate monitor, a person with a cane, a person with a backpack, and a person with a backpack. Binary code (0s and 1s) is scattered across the background.

SPX

Listing Requirements

SOUTH PACIFIC STOCK EXCHANGE - LISTING REQUIREMENTS

1. Statements of Interest (direct and indirect) of each director in the share capital of the company as at 31 December 2019



2. Distribution of Ordinary Shareholders:

No. of Shareholders	Shareholding	Total Percentage Holding
13,272	0 – 500	3.12%
45	501 - 5,000	0.85%
9	5,001 - 10,000	0.73%
7	10,001 - 20,000	1.18%
5	20,001 - 30,000	1.32%
0	30,001 - 40,000	0.00%
0	40,001 - 50,000	0.00%
1	50,001 - 100,000	0.91%
5	100,001 - 1,000,000	15.99%
1	Over 1,000,000	75.90%
13,345	Total	100%

SOUTH PACIFIC STOCK EXCHANGE - LISTING REQUIREMENTS [CONT'D]

3. Disclosure on the trading results of the subsidiary company under section 51.2 (x)

VanCare Insurance Limited		
	2019 \$	2018 \$
Revenue	3,056,172	2,238,148
Other income	74,138	29,863
Less:		
Depreciation	(40,346)	(8,885)
Other expenses	(1,894,704)	(1,443,914)
Income tax expenses	-	-
	1,195,260	815,212
Add loan from parent company written off/forgiven	-	-
Total comprehensive income/(loss) for the year	1,195,260	815,212
	2019	2018
Total Assets	5,075,404	4,369,635
Total Liabilities	3,005,252	2,892,903
Shareholders Equity	2,070,152	1,476,732



SOUTH PACIFIC STOCK EXCHANGE - LISTING REQUIREMENTS [CONT'D]**4. Top Twenty Shareholders**

As of 31st December 2019, the twenty largest shareholders held 8,212,566 shares which is equal to 95.41% of the total issued 8,607,742 fully paid shares.

1	Mount Sophia Ventures (Fiji) PTE Limited 6,533,176	2	Unit Trust of Fiji (Trustee Company) Ltd 475,914	3	Stronghold Investment Inc 346,395
4	Platinum Insurance Limited 221,088	5	Capital Insurance Limited 191,330	6	FHL Media Limited 141,472
7	Tutanekai Investments Limited 78,483	8	CEPAC Secretariat 24,407	9	Ken Kung 22,636
10	Oceania Marist Province 22,561	11	Sowani Tuidrola & Makereta b Tuidrola 22,401	12	Fijian Development Fund Board 21,787
13	Jimaima T Schultz 20,000	14	Griffon Emose 17,616	15	Arivakisati Bovor 14,943
16	Julianne Verma 13,848	17	Honwing William Yee 12,993	18	Mehboob Raza Raza 11,690
19	Fazal Khan 10,615	20	Jitendra Thakorlal Narsey 9,211		

SOUTH PACIFIC STOCK EXCHANGE - LISTING REQUIREMENTS [CONT'D]**5. Disclosure under Section 51.2 (xiv):**

Summary of Key Financial results for the previous five years (Consolidated)

	2019	2018	2017	2016	2015
Net Profit / (Loss) after Tax	4,404,908	3,458,967	1,531,971	722,778	774,115
Current Assets	34,581,398	28,327,379	16,571,580	13,069,832	11,087,480
Non - Current Assets	4,268,115	3,523,880	3,416,455	2,626,917	2,744,372
Total Assets	38,849,513	31,851,259	19,988,035	15,696,749	13,831,852
Current Liabilities	23,150,505	20,247,477	11,665,814	9,161,708	7,975,386
Non - Current Liabilities	349,404	146,636	142,205	74,336	68,225
Total Liabilities	23,499,909	20,394,113	11,808,019	9,236,044	8,043,611
Shareholders Equity	15,349,604	11,457,146	8,180,016	6,460,705	5,788,241

Summary of Key financial results for the previous five years for the Holding company:

	2019	2018	2017	2016	2015
Net Profit / (Loss) after Tax	3,759,637	2,730,213	1,260,356	664,423	1,255,693
Current Assets	30,293,141	24,516,873	14,339,006	11,285,820	9,808,759
Non - Current Assets	4,565,057	3,837,455	3,957,095	3,361,118	3,461,545
Total Assets	34,858,198	28,354,328	18,296,101	14,646,938	13,270,304
Current Liabilities	20,622,163	17,619,411	10,230,859	7,855,260	7,109,108
Non - Current Liabilities	349,404	146,636	142,338	73,680	67,579
Total Liabilities	20,971,567	17,766,047	10,373,197	7,928,940	7,176,687
Shareholders Equity	13,886,631	10,588,281	7,922,904	6,717,998	6,093,617

SOUTH PACIFIC STOCK EXCHANGE - LISTING REQUIREMENTS [CONT'D]**6. Disclosure under Section 51.2 (xv) (a):**

Dividend declared per share:

	2019	2018	2017	2016	2015
Cents per share	0.08	0.08	0.04	0.04	0.04

7. Disclosure under Section 51.2 (xv) (b):**Earnings / (Loss) per share (Consolidated):**

Basic Earnings / (Loss) per share

	2019	2018	2017	2016	2015
Cents per share	51.54	41.14	19.06	9.50	10.77

Diluted Earnings / (Loss) per share

	2019	2018	2017	2016	2015
Cents per share	51.54	41.14	19.06	9.50	10.77

8. Disclosure under Section 51.2 (xv) (c):

Net tangible assets per share (Group):

	2019	2018	2017	2016	2015
Cents per share	1.75	1.34	1.00	0.82	0.77

9. Disclosure under Section 51.2 (xv) (d):

Share price during the year (Cents per share)	2019	2018	2017
Highest	2.45	1.55	1.16
Lowest	1.53	1.16	0.72
On 31st December	2.45	1.55	1.16

SOUTH PACIFIC STOCK EXCHANGE - LISTING REQUIREMENTS [CONT'D]**10. Disclosure under Section 51.2 (viii):****Meetings of the Board**

The regular business of the Board during its meetings covers business investments and strategic matters, governance and compliance, the Managing Directors report, financial report and performance of subsidiary companies. To minimize cost three Board of Directors meeting were conducted via teleconferencing.

Director	Number of Meetings Entitled To Attend	Number of Meetings Attended	Number of Meetings Apology Given
Mr. Avi Raju	5	5	N/A
Mr. Peter McPherson	5	5	N/A
Mr. Tukana Bovorov	5	5	N/A
Mr. Dumith Fernando	2	1	1
Company Secretary	Number of Meetings Entitled To Attend	Number of Meetings Attended	Number of Meetings Apology Given
Mr. Victor Robert	5	5	N/A

The Board met 5 times during the financial year ended 31st December 2019.



SOUTH PACIFIC STOCK EXCHANGE - LISTING REQUIREMENTS [CONT'D]**11. Disclosure under Section 51.2 (ix):**

Listed Securities	Quantity	Current Value	Total Value
Paradise Beverages (Fiji) Limited	13,848	\$14.86	\$205,781.28
Atlantic & Pacific Packaging Company Limited	23,000	\$1.60	\$36,800.00
RB Patel Group Limited	312,500	\$3.70	\$1,156,250.00
Communications (Fiji) Limited	35,000	\$6.22	\$217,700.00
Amalgamated Telecom Holdings Limited	66,422	\$3.34	\$221,849.48
The Rice Company of Fiji Limited	22,000	\$8.00	\$176,000.00
Fiji Television Limited	12,085	\$5.50	\$66,467.50
FMF Foods Limited	191,147	\$2.12	\$405,231.64
VB Holdings Limited	3,143	\$7.00	\$22,001.00
Pleass Global Limited	60,976	\$2.60	\$158,537.60
Toyota Tsusho (South Sea) Limited	10,000	\$13.00	\$130,000.00
Vision Investments Limited	50,000	\$4.90	\$245,000.00
Kontiki Finance Limited	108,810	\$1.30	\$141,453.00
Port Denarau Marina Limited	250,000	\$2.19	\$547,500.00
TOTAL	1,158,931	\$76.33	\$3,730,571.50

Unlisted Securities	Quantity	Current Value \$	Total Value \$
The Fiji Gas Company Limited	3,310	27.10	86,701
TOTAL			86,701



www.fijicare.com.fj

Level 9, FNPF Place, 343-359 Victoria Parade, Suva, Fiji.
PO Box 15808, Suva, Fiji.
Phone: 3302 717 | Fax: 3302 119
Email: customercare@fijicare.com.fj

www.fijicare.com.fj

Find Us On:    